

Stand Activity Summary for Greene County BOE

Filters Applied: County: Greene
 Client Class: School Trust Land
 District: Southeast District
 Client: Greene County BOE
 STR:
 Activity:
 Year: 2012 Through 2021

STR	Strata	Stand	Activity	Acre	Est. Cost	Est. Revenue
2012						
16 1N 5W	2	6	Harvest, Mechanical, Thin, Machine, Slash	84	\$756.00	\$28,141.68
16 1N 5W	2	10	Harvest, Mechanical, Thin, Machine, Slash	388	\$3,492.18	\$129,994.46
16 1N 6W	4	5	Harvest, Mechanical, 1st Thin, Machine, Slash	70	\$561.76	\$25,377.51
16 1N 6W	4	7	Harvest, Mechanical, 1st Thin, Machine, Slash	1	\$11.76	\$531.26
16 1N 6W	4	10	Harvest, Mechanical, 1st Thin, Machine, Slash	56	\$449.44	\$20,303.45
16 1N 6W	4	11	Harvest, Mechanical, 1st Thin, Machine, Slash	10	\$76.16	\$3,440.53
16 1N 6W	4	15	Harvest, Mechanical, 1st Thin, Machine, Slash	184	\$1,472.00	\$66,497.60
16 1N 6W	4	23	Harvest, Mechanical, 1st Thin, Machine, Slash	4	\$34.00	\$1,535.95
16 2N 6W	7	8	Harvest, Mechanical, Final, Machine, Loblolly	123	\$4,305.00	\$197,942.67
16 2N 6W	7	11	Harvest, Mechanical, Final, Machine, Loblolly	50	\$1,732.50	\$79,659.86
16 5N 5W	1	5	Harvest, Mechanical, 1st Thin, Machine, Loblolly	7	\$140.00	\$2,567.88
16 5N 5W	6	9	Harvest, Mechanical, 1st Thin, Machine, Loblolly	3	\$30.00	\$1,100.52
16 5N 5W	6	13	Harvest, Mechanical, 1st Thin, Machine, Slash	9	\$183.40	\$3,363.92
16 5N 5W	6	16	Harvest, Mechanical, 1st Thin, Machine, Slash	8	\$160.00	\$2,934.72
Yearly Totals				997	\$13,404.20	\$563,392.00
2013						
16 1N 7W	2	7	Harvest, Mechanical, 1st Thin, Machine, Slash	124	\$4,345.95	\$62,020.43
16 1N 7W	2	17	Harvest, Mechanical, 1st Thin, Machine, Slash	92	\$3,220.00	\$28,394.88

STR	Strata	Stand	Activity	Acre	Est. Cost	Est. Revenue
16 1N 7W	2	19	Harvest, Mechanical, 1st Thin, Machine, Slash	65	\$2,278.15	\$32,511.15
16 1N 8W	2	1	Fire Protection, Other, Burn, Hand, Fuel Reduction	22	\$337.05	\$0.00
16 1N 8W	2	2	Fire Protection, Other, Burn, Hand, Fuel Reduction	46	\$690.00	\$0.00
16 1N 8W	2	4	Fire Protection, Other, Burn, Hand, Fuel Reduction	36	\$541.35	\$0.00
16 1N 8W	2	5	Fire Protection, Other, Burn, Hand, Fuel Reduction	20	\$292.80	\$0.00
16 1N 8W	2	7	Fire Protection, Other, Burn, Hand, Fuel Reduction	43	\$645.15	\$0.00
16 1N 8W	2	8	Fire Protection, Other, Burn, Hand, Fuel Reduction	12	\$181.95	\$0.00
16 1N 8W	2	9	Fire Protection, Other, Burn, Hand, Fuel Reduction	18	\$263.25	\$0.00
16 1N 8W	2	11	Fire Protection, Other, Burn, Hand, Fuel Reduction	132	\$1,973.55	\$0.00
16 1N 8W	2	13	Fire Protection, Other, Burn, Hand, Fuel Reduction	9	\$139.65	\$0.00
16 1N 8W	2	14	Fire Protection, Other, Burn, Hand, Fuel Reduction	22	\$330.60	\$0.00
16 1N 8W	2	16	Fire Protection, Other, Burn, Hand, Fuel Reduction	9	\$138.00	\$0.00
16 1N 8W	2	17	Fire Protection, Other, Burn, Hand, Fuel Reduction	18	\$267.75	\$0.00
16 1N 8W	2	18	Fire Protection, Other, Burn, Hand, Fuel Reduction	3	\$41.40	\$0.00
16 1N 8W	2	20	Fire Protection, Other, Burn, Hand, Fuel Reduction	123	\$1,837.80	\$0.00
16 2N 7W	6	18	Harvest, Mechanical, Final, Machine, Slash	58	\$2,030.00	\$96,704.56
16 5N 5W	8	14	Harvest, Mechanical, Final, Machine, Slash	31	\$1,240.00	\$66,304.66
16 5N 5W	8	18	Harvest, Mechanical, Final, Machine, Loblolly	52	\$2,080.00	\$107,831.88
16 5N 5W	8	19	Harvest, Mechanical, Final, Machine, Loblolly	15	\$600.00	\$32,082.90
16 5N 5W	8	20	Harvest, Mechanical, Final, Machine, Loblolly	21	\$840.00	\$44,916.06
16 5N 7W	2	9	Fire Protection, Other, Burn, Hand, Fuel Reduction	39	\$963.25	\$0.00
16 5N 7W	2	13	Fire Protection, Other, Burn, Hand, Fuel Reduction	29	\$733.25	\$0.00
16 5N 7W	2	16	Fire Protection, Other, Burn, Hand, Fuel Reduction	35	\$877.75	\$0.00

STR	Strata	Stand	Activity	Acre	Est. Cost	Est. Revenue
16 5N 7W	3	11	Fire Protection, Other, Burn, Hand, Fuel Reduction	81	\$2,025.00	\$0.00
16 5N 7W	4	19	Fire Protection, Other, Burn, Hand, Fuel Reduction	116	\$2,900.00	\$0.00
16 5N 7W	6	21	Fire Protection, Other, Burn, Hand, Fuel Reduction	71	\$1,775.00	\$0.00
16 5N 7W	7	20	Fire Protection, Other, Burn, Hand, Fuel Reduction	47	\$1,175.00	\$0.00

Yearly Totals

1.388

\$34,763.65

\$470,766.52

2014

16 1N 6W	2	13	Harvest, Mechanical, 1st Thin, Machine, Slash	135	\$4,720.80	\$48,745.63
16 1N 6W	2	16	Harvest, Mechanical, 1st Thin, Machine, Slash	5	\$161.70	\$1,669.67
16 1N 6W	2	17	Harvest, Mechanical, 1st Thin, Machine, Slash	2	\$78.75	\$813.15
16 1N 6W	2	19	Harvest, Mechanical, 1st Thin, Machine, Slash	5	\$175.35	\$1,810.61
16 1N 6W	2	20	Harvest, Mechanical, 1st Thin, Machine, Slash	8	\$280.00	\$2,891.20
16 1N 6W	2	22	Harvest, Mechanical, 1st Thin, Machine, Slash	13	\$467.95	\$4,831.92
16 2N 6W	2	2	Harvest, Mechanical, 1st Thin, Machine, Slash	42	\$1,462.30	\$321.71
16 2N 6W	2	4	Harvest, Mechanical, 1st Thin, Machine, Slash	27	\$945.35	\$321.42
16 2N 6W	2	7	Harvest, Mechanical, 1st Thin, Machine, Slash	26	\$922.95	\$9,084.47
16 2N 6W	2	10	Harvest, Mechanical, 1st Thin, Machine, Slash	7	\$245.00	\$2,411.50
16 2N 7W	4	22	Harvest, Mechanical, Final, Machine, Misc Pine	83	\$2,905.00	\$136,843.76
16 2N 8W	2	5	Harvest, Mechanical, 1st Thin, Machine, Loblolly	15	\$525.00	\$328.35
16 2N 8W	2	9	Harvest, Mechanical, 1st Thin, Machine, Loblolly	5	\$178.50	\$1,639.65
16 2N 8W	2	10	Harvest, Mechanical, 1st Thin, Machine, Loblolly	20	\$697.55	\$6,407.50
16 2N 8W	2	14	Harvest, Mechanical, 1st Thin, Machine, Loblolly	7	\$245.00	\$312.13
16 2N 8W	2	15	Harvest, Mechanical, 1st Thin, Machine, Loblolly	22	\$754.25	\$6,928.33
16 2N 8W	2	16	Harvest, Mechanical, 1st Thin, Machine, Loblolly	47	\$1,645.00	\$324.30

STR	Strata	Stand	Activity	Acre	Est. Cost	Est. Revenue
16 2N 8W	2	23	Harvest, Mechanical, 1st Thin, Machine, Loblolly	127	\$4,445.00	\$40,830.50
16 3N 8W	4	17	Harvest, Mechanical, Final, Machine, Slash	59	\$2,065.00	\$138,845.29
16 4N 7W	3	1	Fire Protection, Other, Burn, Hand, Fuel Reduction	87	\$2,166.00	\$0.00
16 4N 7W	3	16	Fire Protection, Other, Burn, Hand, Fuel Reduction	50	\$1,248.75	\$0.00
16 5N 5W	3	24	Harvest, Mechanical, Final, Machine, Slash	49	\$1,715.00	\$118,837.74

Yearly Totals	840	\$28,050.20	\$524,198.81
---------------	-----	-------------	--------------

2015

16 1N 5W	2	6	Fire Protection, Other, Burn, Hand, Fuel Reduction	84	\$2,102.75	\$0.00
16 1N 5W	2	10	Fire Protection, Other, Burn, Hand, Fuel Reduction	388	\$9,700.50	\$0.00
16 2N 6W	7	8	Site Preparation, Chemical, Broadcast, Aerial, Combination	123	\$14,145.00	\$0.00
16 2N 6W	7	8	Regeneration, Artificial, Plant, Hand, Loblolly	123	\$10,455.00	\$0.00
16 2N 6W	7	8	Site Preparation, Other, Burn, Hand, Cut-Over	123	\$3,075.00	\$0.00
16 2N 6W	7	11	Site Preparation, Other, Burn, Hand, Cut-Over	50	\$1,237.50	\$0.00
16 2N 6W	7	11	Regeneration, Artificial, Plant, Hand, Loblolly	50	\$4,207.50	\$0.00
16 2N 6W	7	11	Site Preparation, Chemical, Broadcast, Aerial, Combination	50	\$5,692.50	\$0.00
16 2N 7W	5	25	Harvest, Mechanical, Final, Machine, Misc Pine	97	\$3,395.00	\$159,925.84
16 3N 7W	2	13	Harvest, Mechanical, Final, Machine, Misc Pine	55	\$1,925.00	\$99,921.80
16 3N 8W	2	1	Harvest, Mechanical, 1st Thin, Machine, Loblolly	24	\$827.75	\$321.40
16 3N 8W	3	6	Harvest, Mechanical, Final, Machine, Misc Pine	34	\$1,190.00	\$81,310.32
16 3N 8W	3	7	Harvest, Mechanical, Final, Machine, Misc Pine	4	\$140.00	\$9,565.92
16 3N 8W	3	12	Harvest, Mechanical, Final, Machine, Misc Pine	60	\$2,100.00	\$143,488.80
16 4N 5W	2	5	Harvest, Mechanical, 1st Thin, Machine, Loblolly	14	\$472.85	\$321.54
16 4N 5W	2	7	Harvest, Mechanical, 1st Thin, Machine, Loblolly	182	\$6,380.50	\$72,796.04

STR	Strata	Stand	Activity	Acre	Est. Cost	Est. Revenue
16 4N 5W	2	10	Harvest, Mechanical, 1st Thin, Machine, Loblolly	106	\$3,702.30	\$42,240.07
16 4N 5W	2	11	Harvest, Mechanical, 1st Thin, Machine, Loblolly	4	\$140.00	\$1,597.28
16 4N 5W	2	12	Harvest, Mechanical, 1st Thin, Machine, Loblolly	11	\$385.00	\$4,392.52
16 4N 5W	2	13	Harvest, Mechanical, 1st Thin, Machine, Loblolly	2	\$57.40	\$654.88
16 4N 5W	2	15	Harvest, Mechanical, 1st Thin, Machine, Loblolly	3	\$105.00	\$1,197.96
16 4N 8W	2	12	Harvest, Mechanical, 1st Thin, Machine, Slash	151	\$5,285.00	\$48,546.50
16 5N 5W	4	17	Harvest, Mechanical, Final, Machine, Misc Pine	88	\$3,080.00	\$214,797.44
16 5N 5W	8	14	Site Preparation, Other, Burn, Hand, Cut-Over	31	\$762.75	\$0.00
16 5N 5W	8	14	Regeneration, Artificial, Plant, Hand, Loblolly	31	\$2,440.80	\$0.00
16 5N 5W	8	14	Site Preparation, Chemical, Broadcast, Aerial, Combination	31	\$2,898.45	\$0.00
16 5N 5W	8	18	Site Preparation, Other, Burn, Hand, Cut-Over	53	\$1,325.00	\$0.00
16 5N 5W	8	18	Site Preparation, Chemical, Broadcast, Aerial, Combination	53	\$5,035.00	\$0.00
16 5N 5W	8	18	Regeneration, Artificial, Plant, Hand, Loblolly	53	\$4,240.00	\$0.00
16 5N 5W	8	19	Site Preparation, Chemical, Broadcast, Aerial, Combination	15	\$1,431.65	\$0.00
16 5N 5W	8	19	Regeneration, Artificial, Plant, Hand, Loblolly	15	\$1,205.60	\$0.00
16 5N 5W	8	19	Site Preparation, Other, Burn, Hand, Cut-Over	15	\$376.75	\$0.00
16 5N 5W	8	20	Regeneration, Artificial, Plant, Hand, Loblolly	21	\$1,710.40	\$0.00
16 5N 5W	8	20	Site Preparation, Chemical, Broadcast, Aerial, Combination	21	\$2,031.10	\$0.00
16 5N 5W	8	20	Site Preparation, Other, Burn, Hand, Cut-Over	21	\$534.50	\$0.00
16 5N 7W	4	14	Harvest, Mechanical, Final, Machine, Loblolly	86	\$3,010.00	\$257,695.56
Yearly Totals				2.269	\$106,803.55	\$1,138,773.87
2016						
3 2N 8W	3	4	Harvest, Mechanical, 1st Thin, Machine, Loblolly	48	\$1,680.00	\$15,432.00

STR	Strata	Stand	Activity	Acre	Est. Cost	Est. Revenue
3 2N 8W	3	5	Harvest, Mechanical, 1st Thin, Machine, Loblolly	3	\$96.25	\$884.13
16 1N 6W	4	5	Fire Protection, Other, Burn, Hand, Fuel Reduction	70	\$1,755.50	\$0.00
16 1N 6W	4	7	Fire Protection, Other, Burn, Hand, Fuel Reduction	1	\$36.75	\$0.00
16 1N 6W	4	10	Fire Protection, Other, Burn, Hand, Fuel Reduction	56	\$1,404.50	\$0.00
16 1N 6W	4	11	Fire Protection, Other, Burn, Hand, Fuel Reduction	10	\$238.00	\$0.00
16 1N 6W	4	15	Fire Protection, Other, Burn, Hand, Fuel Reduction	184	\$4,600.00	\$0.00
16 1N 6W	4	23	Fire Protection, Other, Burn, Hand, Fuel Reduction	4	\$106.25	\$0.00
16 1N 7W	2	7	Fire Protection, Other, Burn, Hand, Fuel Reduction	124	\$3,100.00	\$0.00
16 1N 7W	2	17	Fire Protection, Other, Burn, Hand, Fuel Reduction	92	\$2,289.50	\$0.00
16 1N 7W	2	19	Fire Protection, Other, Burn, Hand, Fuel Reduction	65	\$1,627.25	\$0.00
16 2N 7W	4	22	Site Preparation, Chemical, Broadcast, Aerial, Combination	83	\$8,300.00	\$0.00
16 2N 7W	4	22	Site Preparation, Other, Burn, Hand, Cut-Over	83	\$2,075.00	\$0.00
16 2N 7W	4	22	Regeneration, Artificial, Plant, Hand, Longleaf	83	\$14,940.00	\$0.00
16 2N 7W	6	18	Site Preparation, Other, Burn, Hand, Debris	58	\$1,450.00	\$0.00
16 2N 7W	6	18	Regeneration, Artificial, Plant, Hand, Loblolly	58	\$4,350.00	\$0.00
16 2N 7W	6	18	Site Preparation, Chemical, Broadcast, Aerial, Combination	58	\$5,510.00	\$0.00
16 2N 8W	2	5	Fire Protection, Other, Burn, Hand, Fuel Reduction	15	\$375.00	\$0.00
16 2N 8W	2	9	Fire Protection, Other, Burn, Hand, Fuel Reduction	5	\$127.50	\$0.00
16 2N 8W	2	10	Fire Protection, Other, Burn, Hand, Fuel Reduction	20	\$498.25	\$0.00
16 2N 8W	2	14	Fire Protection, Other, Burn, Hand, Fuel Reduction	7	\$180.25	\$0.00
16 2N 8W	2	15	Fire Protection, Other, Burn, Hand, Fuel Reduction	22	\$538.75	\$0.00
16 2N 8W	2	16	Fire Protection, Other, Burn, Hand, Fuel Reduction	47	\$1,165.50	\$0.00
16 2N 8W	2	23	Fire Protection, Other, Burn, Hand, Fuel Reduction	127	\$3,164.25	\$0.00

STR	Strata	Stand	Activity	Acre	Est. Cost	Est. Revenue
16 3N 6W	8	10	Harvest, Mechanical, Final, Machine, Loblolly	27	\$945.00	\$43,608.78
16 3N 6W	8	17	Harvest, Mechanical, Final, Machine, Loblolly	73	\$2,555.00	\$117,905.22
16 3N 7W	2	17	Harvest, Mechanical, Final, Machine, Misc Pine	7	\$245.00	\$12,717.32
16 3N 7W	2	22	Harvest, Mechanical, Final, Machine, Misc Pine	37	\$1,293.60	\$67,147.45
16 3N 7W	2	24	Harvest, Mechanical, Final, Machine, Misc Pine	1	\$38.50	\$1,998.44
16 3N 8W	3	9	Harvest, Mechanical, Final, Machine, Misc Pine	79	\$2,765.00	\$188,926.92
16 3N 8W	3	15	Harvest, Mechanical, Final, Machine, Misc Pine	47	\$1,645.00	\$112,399.56
16 3N 8W	4	17	Regeneration, Artificial, Plant, Hand, Loblolly	59	\$4,720.00	\$0.00
16 3N 8W	4	17	Site Preparation, Other, Burn, Hand, Debris	59	\$1,475.00	\$0.00
16 3N 8W	4	17	Site Preparation, Chemical, Broadcast, Aerial, Combination	59	\$5,310.00	\$0.00
16 4N 7W	5	13	Harvest, Mechanical, 1st Thin, Machine, Slash	320	\$11,200.00	\$108,076.80
16 4N 8W	4	21	Harvest, Mechanical, Final, Machine, Longleaf	44	\$1,540.00	\$88,852.28
16 5N 5W	3	24	Fire Protection, Other, Burn, Hand, Fuel Reduction	49	\$1,225.00	\$0.00
16 5N 5W	3	24	Regeneration, Artificial, Plant, Hand, Loblolly	49	\$3,920.00	\$0.00
16 5N 5W	3	24	Site Preparation, Chemical, Broadcast, Aerial, Combination	49	\$4,410.00	\$0.00
16 5N 5W	4	22	Harvest, Mechanical, Final, Machine, Misc Pine	10	\$350.00	\$24,408.80
16 5N 5W	4	23	Harvest, Mechanical, Final, Machine, Misc Pine	5	\$175.00	\$12,204.40
16 5N 5W	4	26	Site Preparation, Other, Burn, Hand, Cut-Over	73	\$1,825.00	\$0.00
16 5N 7W	6	21	Harvest, Mechanical, Final, Machine, Misc Pine	71	\$1,775.00	\$0.00
22 3N 7W	2	3	Harvest, Mechanical, 1st Thin, Machine, Loblolly	17	\$595.00	\$5,465.50
22 3N 7W	2	4	Harvest, Mechanical, 1st Thin, Machine, Loblolly	17	\$598.85	\$5,500.87

Yearly Totals

2.474

\$108,214.45

\$805,528.46

2017

STR	Strata	Stand	Activity	Acre	Est. Cost	Est. Revenue
16 1N 8W	2	1	Fire Protection, Other, Burn, Hand, Fuel Reduction	22	\$561.75	\$0.00
16 1N 8W	2	2	Fire Protection, Other, Burn, Hand, Fuel Reduction	46	\$1,150.00	\$0.00
16 1N 8W	2	4	Fire Protection, Other, Burn, Hand, Fuel Reduction	36	\$902.25	\$0.00
16 1N 8W	2	5	Fire Protection, Other, Burn, Hand, Fuel Reduction	20	\$488.00	\$0.00
16 1N 8W	2	7	Fire Protection, Other, Burn, Hand, Fuel Reduction	43	\$1,075.25	\$0.00
16 1N 8W	2	8	Fire Protection, Other, Burn, Hand, Fuel Reduction	12	\$303.25	\$0.00
16 1N 8W	2	9	Fire Protection, Other, Burn, Hand, Fuel Reduction	18	\$438.75	\$0.00
16 1N 8W	2	11	Fire Protection, Other, Burn, Hand, Fuel Reduction	132	\$3,289.25	\$0.00
16 1N 8W	2	13	Fire Protection, Other, Burn, Hand, Fuel Reduction	9	\$232.75	\$0.00
16 1N 8W	2	14	Fire Protection, Other, Burn, Hand, Fuel Reduction	22	\$551.00	\$0.00
16 1N 8W	2	16	Fire Protection, Other, Burn, Hand, Fuel Reduction	9	\$230.00	\$0.00
16 1N 8W	2	17	Fire Protection, Other, Burn, Hand, Fuel Reduction	18	\$446.25	\$0.00
16 1N 8W	2	18	Fire Protection, Other, Burn, Hand, Fuel Reduction	3	\$69.00	\$0.00
16 1N 8W	2	20	Fire Protection, Other, Burn, Hand, Fuel Reduction	123	\$3,063.00	\$0.00
16 2N 5W	5	8	Harvest, Mechanical, Final, Machine, Slash	81	\$2,835.00	\$97,724.88
16 2N 5W	5	10	Harvest, Mechanical, Final, Machine, Loblolly	10	\$350.00	\$11,613.40
16 2N 7W	5	25	Regeneration, Artificial, Plant, Hand, Loblolly	97	\$7,760.00	\$0.00
16 2N 7W	5	25	Site Preparation, Other, Burn, Hand, Cut-Over	97	\$2,425.00	\$0.00
16 2N 7W	5	25	Site Preparation, Chemical, Broadcast, Aerial, Combination	97	\$7,760.00	\$0.00
16 3N 6W	7	18	Site Preparation, Other, Burn, Hand, Debris	61	\$1,525.00	\$0.00
16 3N 6W	7	18	Harvest, Mechanical, Final, Machine, Loblolly	61	\$2,135.00	\$98,523.54
16 3N 7W	2	13	Site Preparation, Other, Burn, Hand, Cut-Over	55	\$1,375.00	\$0.00
16 3N 7W	2	13	Site Preparation, Chemical, Broadcast, Aerial, Combination	55	\$4,950.00	\$0.00

STR	Strata	Stand	Activity	Acre	Est. Cost	Est. Revenue
16 3N 7W	2	13	Regeneration, Artificial, Plant, Hand, Loblolly	55	\$4,400.00	\$0.00
16 3N 7W	2	20	Harvest, Mechanical, Final, Machine, Misc Pine	38	\$1,330.00	\$69,036.88
16 3N 7W	2	21	Harvest, Mechanical, Final, Machine, Misc Pine	16	\$560.00	\$29,068.16
16 3N 8W	2	3	Harvest, Mechanical, 1st Thin, Machine, Loblolly	12	\$437.15	\$4,218.37
16 3N 8W	2	5	Harvest, Mechanical, 1st Thin, Machine, Loblolly	37	\$1,294.65	\$12,493.00
16 3N 8W	2	13	Harvest, Mechanical, 1st Thin, Machine, Loblolly	55	\$1,925.00	\$18,575.70
16 3N 8W	2	16	Harvest, Mechanical, 1st Thin, Machine, Loblolly	2	\$77.70	\$749.78
16 3N 8W	3	6	Site Preparation, Chemical, Broadcast, Aerial, Combination	34	\$3,060.00	\$0.00
16 3N 8W	3	6	Site Preparation, Other, Burn, Hand, Cut-Over	34	\$850.00	\$0.00
16 3N 8W	3	6	Regeneration, Artificial, Plant, Hand, Loblolly	34	\$2,720.00	\$0.00
16 3N 8W	3	7	Site Preparation, Other, Burn, Hand, Cut-Over	4	\$100.00	\$0.00
16 3N 8W	3	7	Regeneration, Artificial, Plant, Hand, Loblolly	4	\$320.00	\$0.00
16 3N 8W	3	7	Site Preparation, Chemical, Broadcast, Aerial, Combination	4	\$360.00	\$0.00
16 3N 8W	3	12	Site Preparation, Other, Burn, Hand, Cut-Over	60	\$1,500.00	\$0.00
16 3N 8W	3	12	Regeneration, Artificial, Plant, Hand, Loblolly	60	\$4,800.00	\$0.00
16 3N 8W	3	12	Site Preparation, Chemical, Broadcast, Aerial, Combination	60	\$5,400.00	\$0.00
16 4N 5W	2	5	Fire Protection, Other, Burn, Hand, Fuel Reduction	14	\$337.75	\$0.00
16 4N 5W	2	7	Fire Protection, Other, Burn, Hand, Fuel Reduction	182	\$4,557.50	\$0.00
16 4N 5W	2	10	Fire Protection, Other, Burn, Hand, Fuel Reduction	106	\$2,644.50	\$0.00
16 4N 5W	2	11	Fire Protection, Other, Burn, Hand, Fuel Reduction	4	\$100.00	\$0.00
16 4N 5W	2	12	Fire Protection, Other, Burn, Hand, Fuel Reduction	11	\$275.00	\$0.00
16 4N 5W	2	13	Fire Protection, Other, Burn, Hand, Fuel Reduction	2	\$41.00	\$0.00
16 4N 5W	2	15	Fire Protection, Other, Burn, Hand, Fuel Reduction	3	\$75.00	\$0.00

STR	Strata	Stand	Activity	Acre	Est. Cost	Est. Revenue
16 4N 7W	3	1	Fire Protection, Other, Burn, Hand, Fuel Reduction	87	\$2,166.00	\$0.00
16 4N 7W	3	16	Fire Protection, Other, Burn, Hand, Fuel Reduction	50	\$1,248.75	\$0.00
16 4N 8W	2	12	Fire Protection, Other, Burn, Hand, Fuel Reduction	151	\$3,775.00	\$0.00
16 4N 8W	3	1	Harvest, Mechanical, Final, Machine, Misc Pine	94	\$3,290.00	\$190,883.92
16 5N 5W	4	7	Harvest, Mechanical, Final, Machine, Misc Pine	47	\$1,645.00	\$114,721.36
16 5N 5W	4	11	Harvest, Mechanical, Final, Machine, Misc Pine	49	\$1,704.50	\$118,870.86
16 5N 5W	4	17	Site Preparation, Chemical, Broadcast, Aerial, Combination	88	\$7,920.00	\$0.00
16 5N 5W	4	17	Site Preparation, Other, Burn, Hand, Cut-Over	88	\$2,200.00	\$0.00
16 5N 5W	4	17	Regeneration, Artificial, Plant, Hand, Loblolly	88	\$7,016.00	\$0.00
16 5N 6W	3	2	Harvest, Mechanical, 1st Thin, Machine, Slash	20	\$686.70	\$321.57
16 5N 6W	3	4	Harvest, Mechanical, 1st Thin, Machine, Slash	5	\$170.10	\$321.49
16 5N 6W	3	9	Harvest, Mechanical, 1st Thin, Machine, Slash	36	\$1,258.95	\$321.57
16 5N 6W	3	14	Harvest, Mechanical, 1st Thin, Machine, Slash	38	\$1,338.40	\$321.60
16 5N 6W	3	17	Harvest, Mechanical, 1st Thin, Machine, Slash	3	\$99.40	\$321.49
16 5N 6W	3	18	Harvest, Mechanical, 1st Thin, Machine, Slash	91	\$3,192.00	\$321.94
16 5N 6W	4	1	Harvest, Mechanical, 1st Thin, Machine, Slash	8	\$275.10	\$321.47
16 5N 6W	4	5	Harvest, Mechanical, 1st Thin, Machine, Slash	2	\$52.85	\$321.49
16 5N 7W	2	9	Harvest, Mechanical, 2nd Thin, Machine, Loblolly	39	\$0.00	\$13,143.35
16 5N 7W	2	13	Harvest, Mechanical, 2nd Thin, Machine, Loblolly	29	\$0.00	\$10,005.05
16 5N 7W	2	16	Harvest, Mechanical, 2nd Thin, Machine, Loblolly	35	\$0.00	\$11,939.20
16 5N 7W	4	14	Regeneration, Artificial, Re-Seed, Machine, Loblolly	86	\$6,880.00	\$0.00
16 5N 7W	4	14	Site Preparation, Other, Burn, Hand, Debris	86	\$2,150.00	\$0.00
16 5N 7W	4	14	Site Preparation, Chemical, Broadcast, Aerial, Combination	86	\$7,740.00	\$0.00

STR	Strata	Stand	Activity	Acre	Est. Cost	Est. Revenue
16 5N 7W	7	20	Harvest, Mechanical, Final, Machine, Misc Pine	47	\$1,645.00	\$90,003.12
Yearly Totals				3.308	\$137,534.50	\$894,143.20

2018

16 2N 5W	4	5	Fire Protection, Other, Burn, Hand, Fuel Reduction	208	\$5,200.00	\$0.00
16 2N 7W	2	3	Harvest, Mechanical, 1st Thin, Machine, Slash	8	\$272.30	\$2,753.96
16 2N 7W	2	4	Harvest, Mechanical, 1st Thin, Machine, Slash	6	\$223.65	\$2,261.93
16 2N 7W	2	5	Harvest, Mechanical, 1st Thin, Machine, Slash	6	\$210.00	\$2,123.88
16 2N 7W	2	6	Harvest, Mechanical, 1st Thin, Machine, Slash	6	\$210.00	\$323.10
16 2N 7W	2	7	Harvest, Mechanical, 1st Thin, Machine, Slash	63	\$2,205.00	\$319.41
16 2N 7W	2	8	Harvest, Mechanical, 1st Thin, Machine, Slash	9	\$315.00	\$313.47
16 2N 7W	2	10	Harvest, Mechanical, 1st Thin, Machine, Slash	22	\$786.45	\$7,224.11
16 2N 7W	2	11	Harvest, Mechanical, 1st Thin, Machine, Slash	24	\$830.90	\$7,632.41
16 2N 7W	2	12	Harvest, Mechanical, 1st Thin, Machine, Slash	3	\$105.00	\$964.50
16 2N 7W	2	15	Harvest, Mechanical, 1st Thin, Machine, Slash	44	\$1,531.95	\$15,493.70
16 2N 7W	2	24	Harvest, Mechanical, 1st Thin, Machine, Slash	50	\$1,750.00	\$34,681.50
16 2N 7W	3	14	Harvest, Mechanical, Final, Machine, Loblolly	17	\$595.00	\$21,483.24
16 3N 5W	2	2	Harvest, Mechanical, 1st Thin, Machine, Loblolly	323	\$11,305.00	\$107,998.28
16 3N 5W	2	8	Harvest, Mechanical, 1st Thin, Machine, Loblolly	4	\$143.50	\$1,370.88
16 3N 6W	3	15	Harvest, Mechanical, Final, Machine, Loblolly	100	\$3,500.00	\$161,514.00
16 3N 6W	8	10	Site Preparation, Other, Burn, Hand, Debris	27	\$687.25	\$0.00
16 3N 6W	8	10	Site Preparation, Chemical, Broadcast, Aerial, Combination	27	\$2,474.10	\$0.00
16 3N 6W	8	10	Regeneration, Artificial, Plant, Hand, Loblolly	27	\$2,199.20	\$0.00
16 3N 6W	8	17	Site Preparation, Other, Burn, Hand, Debris	73	\$1,825.00	\$0.00

STR	Strata	Stand	Activity	Acre	Est. Cost	Est. Revenue
16 3N 6W	8	17	Regeneration, Artificial, Plant, Hand, Loblolly	73	\$5,840.00	\$0.00
16 3N 6W	8	17	Site Preparation, Chemical, Broadcast, Aerial, Combination	73	\$6,570.00	\$0.00
16 3N 7W	2	17	Site Preparation, Other, Burn, Hand, Cut-Over	7	\$163.75	\$0.00
16 3N 7W	2	17	Regeneration, Artificial, Plant, Hand, Loblolly	7	\$524.00	\$0.00
16 3N 7W	2	17	Site Preparation, Chemical, Broadcast, Aerial, Combination	7	\$589.50	\$0.00
16 3N 7W	2	19	Harvest, Mechanical, Final, Machine, Misc Pine	54	\$1,890.00	\$98,105.04
16 3N 7W	2	22	Site Preparation, Other, Burn, Hand, Cut-Over	37	\$924.00	\$0.00
16 3N 7W	2	22	Regeneration, Artificial, Plant, Hand, Loblolly	37	\$2,956.80	\$0.00
16 3N 7W	2	22	Site Preparation, Chemical, Broadcast, Aerial, Combination	37	\$3,326.40	\$0.00
16 3N 7W	2	24	Regeneration, Artificial, Plant, Hand, Loblolly	1	\$88.00	\$0.00
16 3N 7W	2	24	Site Preparation, Other, Burn, Hand, Cut-Over	1	\$27.50	\$0.00
16 3N 7W	2	24	Site Preparation, Chemical, Broadcast, Aerial, Combination	1	\$99.00	\$0.00
16 3N 7W	6	14	Harvest, Mechanical, Final, Machine, Loblolly	44	\$1,540.00	\$120,706.96
16 3N 8W	3	9	Site Preparation, Other, Burn, Hand, Cut-Over	79	\$1,975.00	\$0.00
16 3N 8W	3	9	Site Preparation, Chemical, Broadcast, Aerial, Combination	79	\$7,110.00	\$0.00
16 3N 8W	3	9	Regeneration, Artificial, Plant, Hand, Loblolly	79	\$6,320.00	\$0.00
16 3N 8W	3	14	Harvest, Mechanical, Final, Machine, Misc Pine	89	\$3,127.60	\$213,702.65
16 3N 8W	3	15	Site Preparation, Other, Burn, Hand, Cut-Over	47	\$1,175.00	\$0.00
16 3N 8W	3	15	Regeneration, Artificial, Plant, Hand, Loblolly	47	\$3,760.00	\$0.00
16 3N 8W	3	15	Site Preparation, Chemical, Broadcast, Aerial, Combination	47	\$4,230.00	\$0.00
16 4N 7W	2	8	Harvest, Mechanical, 1st Thin, Machine, Slash	94	\$3,290.00	\$32,956.40
16 4N 7W	5	13	Fire Protection, Other, Burn, Hand, Fuel Reduction	320	\$7,995.25	\$0.00
16 4N 8W	4	21	Site Preparation, Other, Burn, Hand, Debris	44	\$1,100.00	\$0.00

STR	Strata	Stand	Activity	Acre	Est. Cost	Est. Revenue
16 4N 8W	4	21	Regeneration, Artificial, Plant, Hand, Loblolly	44	\$3,300.00	\$0.00
16 4N 8W	4	21	Site Preparation, Chemical, Broadcast, Aerial, Combination	44	\$3,960.00	\$0.00
16 5N 5W	4	22	Regeneration, Artificial, Plant, Hand, Loblolly	10	\$800.00	\$0.00
16 5N 5W	4	22	Site Preparation, Chemical, Broadcast, Aerial, Combination	10	\$900.00	\$0.00
16 5N 5W	4	22	Site Preparation, Other, Burn, Hand, Cut-Over	10	\$250.00	\$0.00
16 5N 5W	4	23	Site Preparation, Chemical, Broadcast, Aerial, Combination	5	\$450.00	\$0.00
16 5N 5W	4	23	Regeneration, Artificial, Plant, Hand, Loblolly	5	\$400.00	\$0.00
16 5N 5W	4	23	Site Preparation, Other, Burn, Hand, Cut-Over	5	\$125.00	\$0.00
16 5N 5W	4	26	Site Preparation, Chemical, Broadcast, Aerial, Combination	73	\$6,570.00	\$0.00
16 5N 5W	4	26	Regeneration, Artificial, Plant, Hand, Loblolly	73	\$5,840.00	\$0.00
16 5N 5W	4	26	Harvest, Mechanical, Final, Machine, Misc Pine	73	\$2,555.00	\$178,184.24
16 5N 7W	4	19	Harvest, Mechanical, Final, Machine, Misc Pine	116	\$4,060.00	\$222,135.36
16 5N 7W	6	21	Site Preparation, Other, Burn, Hand, Cut-Over	71	\$1,775.00	\$0.00
16 5N 7W	6	21	Regeneration, Artificial, Plant, Hand, Loblolly	71	\$5,680.00	\$0.00
16 5N 7W	6	21	Site Preparation, Chemical, Broadcast, Aerial, Woody	71	\$6,390.00	\$0.00

Yearly Totals	3.033	\$144,046.10	\$1,232,249.03
---------------	-------	--------------	----------------

2019

16 1N 5W	2	6	Fire Protection, Other, Burn, Hand, Fuel Reduction	84	\$2,100.00	\$0.00
16 1N 5W	2	10	Fire Protection, Other, Burn, Hand, Fuel Reduction	388	\$9,700.50	\$0.00
16 1N 6W	2	13	Fire Protection, Other, Burn, Hand, Fuel Reduction	135	\$3,375.00	\$0.00
16 1N 6W	2	16	Fire Protection, Other, Burn, Hand, Fuel Reduction	5	\$115.50	\$0.00
16 1N 6W	2	17	Fire Protection, Other, Burn, Hand, Fuel Reduction	2	\$56.25	\$0.00
16 1N 6W	2	19	Fire Protection, Other, Burn, Hand, Fuel Reduction	5	\$125.25	\$0.00

STR	Strata	Stand	Activity	Acre	Est. Cost	Est. Revenue
16 1N 6W	2	20	Fire Protection, Other, Burn, Hand, Fuel Reduction	8	\$200.00	\$0.00
16 1N 6W	2	22	Fire Protection, Other, Burn, Hand, Fuel Reduction	13	\$334.25	\$0.00
16 1N 7W	3	1	Harvest, Mechanical, Final, Machine, Loblolly	6	\$210.00	\$7,453.08
16 1N 7W	3	14	Harvest, Mechanical, Final, Machine, Loblolly	41	\$1,442.70	\$51,202.66
16 1N 8W	2	1	Harvest, Mechanical, 2nd Thin, Machine, Misc Pine	22	\$786.45	\$7,755.75
16 1N 8W	2	2	Harvest, Mechanical, 2nd Thin, Machine, Misc Pine	46	\$1,599.85	\$15,777.26
16 1N 8W	2	4	Harvest, Mechanical, 2nd Thin, Machine, Misc Pine	36	\$1,260.00	\$12,425.76
16 1N 8W	2	5	Harvest, Mechanical, 2nd Thin, Machine, Misc Pine	20	\$683.20	\$6,737.52
16 1N 8W	2	7	Harvest, Mechanical, 2nd Thin, Machine, Misc Pine	43	\$1,505.35	\$14,845.33
16 1N 8W	2	8	Harvest, Mechanical, 2nd Thin, Machine, Misc Pine	12	\$424.55	\$4,186.79
16 1N 8W	2	9	Harvest, Mechanical, 2nd Thin, Machine, Misc Pine	18	\$614.25	\$6,057.56
16 1N 8W	2	11	Harvest, Mechanical, 2nd Thin, Machine, Misc Pine	132	\$4,604.95	\$45,412.70
16 1N 8W	2	13	Harvest, Mechanical, 2nd Thin, Machine, Misc Pine	9	\$325.85	\$3,213.44
16 1N 8W	2	14	Harvest, Mechanical, 2nd Thin, Machine, Misc Pine	22	\$771.40	\$7,607.33
16 1N 8W	2	16	Harvest, Mechanical, 2nd Thin, Machine, Misc Pine	9	\$322.00	\$3,175.47
16 1N 8W	2	17	Harvest, Mechanical, 2nd Thin, Machine, Misc Pine	18	\$624.75	\$6,161.11
16 1N 8W	2	18	Harvest, Mechanical, 2nd Thin, Machine, Misc Pine	3	\$96.60	\$952.64
16 1N 8W	2	20	Harvest, Mechanical, 2nd Thin, Machine, Misc Pine	123	\$4,288.20	\$42,289.00
16 2N 5W	3	3	Harvest, Mechanical, Final, Machine, Slash	26	\$910.00	\$31,368.48
16 2N 5W	4	5	Harvest, Mechanical, 1st Thin, Machine, Loblolly	208	\$7,280.00	\$81,652.48
16 2N 8W	4	8	Harvest, Mechanical, BioMass, Machine, Misc Pine	7	\$255.85	\$0.00
16 2N 8W	4	12	Harvest, Mechanical, BioMass, Machine, Misc Pine	49	\$1,726.20	\$0.00
16 2N 8W	4	13	Harvest, Mechanical, BioMass, Machine, Misc Pine	9	\$311.85	\$0.00

STR	Strata	Stand	Activity	Acre	Est. Cost	Est. Revenue
16 3N 6W	5	16	Harvest, Mechanical, Final, Machine, Loblolly	85	\$2,975.00	\$137,286.90
16 3N 6W	7	18	Regeneration, Artificial, Plant, Hand, Loblolly	61	\$4,880.00	\$0.00
16 3N 6W	7	18	Site Preparation, Chemical, Broadcast, Aerial, Combination	61	\$5,490.00	\$0.00
16 3N 7W	2	20	Site Preparation, Other, Burn, Hand, Cut-Over	38	\$950.00	\$0.00
16 3N 7W	2	20	Site Preparation, Chemical, Broadcast, Aerial, Combination	38	\$3,420.00	\$0.00
16 3N 7W	2	20	Regeneration, Artificial, Plant, Hand, Loblolly	38	\$3,040.00	\$0.00
16 3N 7W	2	21	Regeneration, Artificial, Plant, Hand, Loblolly	16	\$1,280.00	\$0.00
16 3N 7W	2	21	Site Preparation, Other, Burn, Hand, Cut-Over	16	\$400.00	\$0.00
16 3N 7W	2	21	Site Preparation, Chemical, Broadcast, Aerial, Combination	16	\$1,440.00	\$0.00
16 3N 7W	3	5	Harvest, Mechanical, Final, Machine, Misc Pine	50	\$1,750.00	\$123,972.50
16 3N 7W	3	10	Harvest, Mechanical, Final, Machine, Misc Pine	7	\$243.25	\$17,232.18
16 3N 7W	3	25	Harvest, Mechanical, Final, Machine, Misc Pine	50	\$1,764.70	\$125,013.87
16 3N 8W	2	1	Fire Protection, Other, Burn, Hand, Fuel Reduction	24	\$591.25	\$0.00
16 3N 8W	2	3	Fire Protection, Other, Burn, Hand, Fuel Reduction	12	\$312.25	\$0.00
16 3N 8W	2	5	Fire Protection, Other, Burn, Hand, Fuel Reduction	37	\$924.75	\$0.00
16 3N 8W	2	13	Fire Protection, Other, Burn, Hand, Fuel Reduction	55	\$1,375.00	\$0.00
16 3N 8W	2	16	Fire Protection, Other, Burn, Hand, Fuel Reduction	2	\$55.50	\$0.00
16 4N 8W	3	1	Regeneration, Artificial, Plant, Hand, Loblolly	94	\$7,520.00	\$0.00
16 4N 8W	3	1	Site Preparation, Other, Burn, Hand, Cut-Over	94	\$2,350.00	\$0.00
16 4N 8W	3	1	Site Preparation, Chemical, Broadcast, Aerial, Combination	94	\$8,460.00	\$0.00
16 5N 5W	4	7	Regeneration, Artificial, Plant, Hand, Loblolly	47	\$3,760.00	\$0.00
16 5N 5W	4	7	Site Preparation, Chemical, Broadcast, Aerial, Combination	47	\$4,230.00	\$0.00
16 5N 5W	4	7	Site Preparation, Other, Burn, Hand, Cut-Over	47	\$1,175.00	\$0.00

STR	Strata	Stand	Activity	Acre	Est. Cost	Est. Revenue
16 5N 5W	4	11	Regeneration, Artificial, Plant, Hand, Loblolly	49	\$3,920.00	\$0.00
16 5N 5W	4	11	Site Preparation, Other, Burn, Hand, Cut-Over	49	\$1,217.50	\$0.00
16 5N 5W	4	11	Site Preparation, Chemical, Broadcast, Aerial, Combination	49	\$4,383.00	\$0.00
16 5N 7W	3	11	Harvest, Mechanical, Final, Machine, Misc Pine	81	\$2,835.00	\$155,111.76
16 5N 7W	7	20	Regeneration, Artificial, Plant, Hand, Loblolly	47	\$3,760.00	\$0.00
16 5N 7W	7	20	Site Preparation, Other, Burn, Hand, Cut-Over	47	\$1,175.00	\$0.00
16 5N 7W	7	20	Site Preparation, Chemical, Broadcast, Aerial, Woody	47	\$4,230.00	\$0.00

Yearly Totals

2.897

\$125,957.95

\$906,891.57

2020

16 1N 6W	4	5	Fire Protection, Other, Burn, Hand, Fuel Reduction	70	\$1,755.50	\$0.00
16 1N 6W	4	7	Fire Protection, Other, Burn, Hand, Fuel Reduction	1	\$36.75	\$0.00
16 1N 6W	4	10	Fire Protection, Other, Burn, Hand, Fuel Reduction	56	\$1,404.50	\$0.00
16 1N 6W	4	11	Fire Protection, Other, Burn, Hand, Fuel Reduction	10	\$238.00	\$0.00
16 1N 6W	4	15	Fire Protection, Other, Burn, Hand, Fuel Reduction	184	\$4,600.00	\$0.00
16 1N 6W	4	23	Fire Protection, Other, Burn, Hand, Fuel Reduction	4	\$106.25	\$0.00
16 1N 7W	2	7	Fire Protection, Other, Burn, Hand, Fuel Reduction	124	\$3,100.00	\$0.00
16 1N 7W	2	17	Fire Protection, Other, Burn, Hand, Fuel Reduction	92	\$2,289.50	\$0.00
16 1N 7W	2	19	Fire Protection, Other, Burn, Hand, Fuel Reduction	65	\$1,627.25	\$0.00
16 1N 7W	5	4	Harvest, Mechanical, Final, Machine, Loblolly	9	\$315.00	\$11,309.31
16 1N 7W	5	15	Harvest, Mechanical, Final, Machine, Loblolly	59	\$2,064.30	\$74,113.68
16 2N 5W	5	8	Regeneration, Artificial, Plant, Hand, Longleaf	81	\$12,150.00	\$0.00
16 2N 5W	5	8	Site Preparation, Other, Burn, Hand, Debris	81	\$2,035.75	\$0.00
16 2N 5W	5	8	Site Preparation, Chemical, Broadcast, Aerial, Combination	81	\$7,290.00	\$0.00

STR	Strata	Stand	Activity	Acre	Est. Cost	Est. Revenue
16 2N 5W	5	10	Site Preparation, Other, Burn, Hand, Debris	10	\$250.00	\$0.00
16 2N 5W	5	10	Regeneration, Artificial, Plant, Hand, Longleaf	10	\$1,500.00	\$0.00
16 2N 5W	5	10	Site Preparation, Chemical, Broadcast, Aerial, Combination	10	\$900.00	\$0.00
16 2N 5W	6	11	Harvest, Mechanical, Final, Machine, Misc Pine	75	\$2,625.00	\$90,486.00
16 2N 6W	3	14	Harvest, Mechanical, Final, Machine, Misc Pine	66	\$2,310.00	\$106,213.14
16 2N 7W	3	14	Regeneration, Artificial, Plant, Hand, Loblolly	17	\$1,360.00	\$0.00
16 2N 7W	3	14	Site Preparation, Other, Burn, Hand, Cut-Over	17	\$425.00	\$0.00
16 2N 7W	3	14	Site Preparation, Chemical, Broadcast, Aerial, Combination	17	\$1,530.00	\$0.00
16 3N 5W	3	5	Harvest, Mechanical, Thin, Machine, Loblolly	189	\$6,615.00	\$60,763.50
16 3N 6W	3	15	Regeneration, Artificial, Plant, Hand, Loblolly	100	\$8,021.60	\$0.00
16 3N 6W	3	15	Site Preparation, Chemical, Broadcast, Aerial, Combination	100	\$9,024.30	\$0.00
16 3N 6W	3	15	Site Preparation, Other, Burn, Hand, Debris	100	\$2,506.75	\$0.00
16 3N 6W	4	4	Harvest, Mechanical, Final, Machine, Loblolly	37	\$1,295.00	\$59,760.18
16 3N 7W	2	19	Site Preparation, Other, Burn, Hand, Cut-Over	54	\$1,350.00	\$0.00
16 3N 7W	2	19	Site Preparation, Chemical, Broadcast, Aerial, Combination	54	\$4,860.00	\$0.00
16 3N 7W	2	19	Regeneration, Artificial, Plant, Hand, Loblolly	54	\$4,320.00	\$0.00
16 3N 7W	5	6	Harvest, Mechanical, Final, Machine, Slash	69	\$2,415.00	\$300,209.34
16 3N 7W	6	14	Site Preparation, Other, Burn, Hand, Debris	44	\$1,100.00	\$0.00
16 3N 7W	6	14	Regeneration, Artificial, Plant, Hand, Loblolly	44	\$3,520.00	\$0.00
16 3N 7W	6	14	Site Preparation, Chemical, Broadcast, Aerial, Combination	44	\$3,960.00	\$0.00
16 3N 8W	3	14	Site Preparation, Chemical, Broadcast, Aerial, Combination	89	\$8,042.40	\$0.00
16 3N 8W	3	14	Site Preparation, Other, Burn, Hand, Cut-Over	89	\$2,234.00	\$0.00
16 3N 8W	3	14	Regeneration, Artificial, Plant, Hand, Loblolly	89	\$7,148.80	\$0.00

STR	Strata	Stand	Activity	Acre	Est. Cost	Est. Revenue
16 4N 7W	3	1	Harvest, Mechanical, 2nd Thin, Machine, Loblolly	87	\$3,045.00	\$30,322.98
16 4N 7W	3	16	Harvest, Mechanical, 2nd Thin, Machine, Loblolly	50	\$1,748.25	\$17,409.57
16 4N 8W	3	11	Harvest, Mechanical, Final, Machine, Misc Pine	4	\$140.00	\$8,122.72
16 4N 8W	3	20	Harvest, Mechanical, Final, Machine, Misc Pine	152	\$5,320.00	\$308,663.36
16 5N 6W	3	12	Harvest, Mechanical, 1st Thin, Machine, Slash	22	\$777.35	\$7,140.52
16 5N 6W	3	13	Harvest, Mechanical, 1st Thin, Machine, Slash	39	\$1,365.00	\$12,538.50
16 5N 6W	3	16	Harvest, Mechanical, 1st Thin, Machine, Slash	7	\$260.05	\$2,388.75
16 5N 7W	4	19	Regeneration, Artificial, Plant, Hand, Loblolly	116	\$9,280.00	\$0.00
16 5N 7W	4	19	Site Preparation, Chemical, Broadcast, Aerial, Woody	116	\$10,440.00	\$0.00
16 5N 7W	4	19	Site Preparation, Other, Burn, Hand, Cut-Over	116	\$2,900.00	\$0.00
16 5N 7W	5	1	Harvest, Mechanical, Final, Machine, Loblolly	46	\$1,610.00	\$136,117.68

Yearly Totals

3,053

\$153,211.30

\$1,225,559.22

2021

16 1N 6W	3	14	Harvest, Mechanical, Thin, Machine, Loblolly	12	\$420.00	\$3,858.00
16 1N 6W	3	18	Harvest, Mechanical, Thin, Machine, Loblolly	1	\$35.00	\$321.50
16 1N 6W	3	21	Harvest, Mechanical, Thin, Machine, Loblolly	14	\$474.60	\$4,359.54
16 1N 7W	3	1	Site Preparation, Chemical, Broadcast, Aerial, Combination	6	\$540.00	\$0.00
16 1N 7W	3	1	Regeneration, Artificial, Plant, Hand, Loblolly	6	\$480.00	\$0.00
16 1N 7W	3	14	Site Preparation, Chemical, Broadcast, Aerial, Combination	41	\$3,709.80	\$0.00
16 1N 7W	3	14	Regeneration, Artificial, Plant, Hand, Loblolly	41	\$3,297.60	\$0.00
16 1N 7W	6	3	Harvest, Mechanical, Final, Machine, Loblolly	77	\$2,695.00	\$95,647.86
16 1N 8W	2	1	Fire Protection, Other, Burn, Hand, Fuel Reduction	22	\$561.75	\$0.00
16 1N 8W	2	2	Fire Protection, Other, Burn, Hand, Fuel Reduction	46	\$1,150.00	\$0.00

STR	Strata	Stand	Activity	Acre	Est. Cost	Est. Revenue
16 1N 8W	2	4	Fire Protection, Other, Burn, Hand, Fuel Reduction	36	\$902.25	\$0.00
16 1N 8W	2	5	Fire Protection, Other, Burn, Hand, Fuel Reduction	20	\$488.00	\$0.00
16 1N 8W	2	7	Fire Protection, Other, Burn, Hand, Fuel Reduction	43	\$1,075.25	\$0.00
16 1N 8W	2	8	Fire Protection, Other, Burn, Hand, Fuel Reduction	12	\$303.25	\$0.00
16 1N 8W	2	9	Fire Protection, Other, Burn, Hand, Fuel Reduction	18	\$438.75	\$0.00
16 1N 8W	2	11	Fire Protection, Other, Burn, Hand, Fuel Reduction	132	\$3,289.25	\$0.00
16 1N 8W	2	13	Fire Protection, Other, Burn, Hand, Fuel Reduction	9	\$232.75	\$0.00
16 1N 8W	2	14	Fire Protection, Other, Burn, Hand, Fuel Reduction	22	\$551.00	\$0.00
16 1N 8W	2	16	Fire Protection, Other, Burn, Hand, Fuel Reduction	9	\$230.00	\$0.00
16 1N 8W	2	17	Fire Protection, Other, Burn, Hand, Fuel Reduction	18	\$446.25	\$0.00
16 1N 8W	2	18	Fire Protection, Other, Burn, Hand, Fuel Reduction	3	\$69.00	\$0.00
16 1N 8W	2	20	Fire Protection, Other, Burn, Hand, Fuel Reduction	123	\$3,063.00	\$0.00
16 2N 5W	3	3	Site Preparation, Other, Burn, Hand, Debris	26	\$650.00	\$0.00
16 2N 5W	3	3	Regeneration, Artificial, Plant, Hand, Longleaf	26	\$4,290.00	\$0.00
16 2N 5W	3	3	Site Preparation, Chemical, Broadcast, Aerial, Combination	26	\$3,120.00	\$0.00
16 2N 5W	6	6	Harvest, Mechanical, Final, Machine, Misc Pine	112	\$3,920.00	\$135,125.76
16 2N 6W	4	12	Harvest, Mechanical, Final, Machine, Loblolly	11	\$385.00	\$17,702.19
16 2N 6W	4	15	Harvest, Mechanical, Final, Machine, Misc Pine	74	\$2,590.00	\$119,087.46
16 2N 7W	2	3	Fire Protection, Other, Burn, Hand, Fuel Reduction	8	\$194.50	\$0.00
16 2N 7W	2	4	Fire Protection, Other, Burn, Hand, Fuel Reduction	6	\$159.75	\$0.00
16 2N 7W	2	5	Fire Protection, Other, Burn, Hand, Fuel Reduction	6	\$139.25	\$0.00
16 2N 7W	2	6	Fire Protection, Other, Burn, Hand, Fuel Reduction	6	\$149.25	\$0.00
16 2N 7W	2	7	Fire Protection, Other, Burn, Hand, Fuel Reduction	63	\$1,584.75	\$0.00

STR	Strata	Stand	Activity	Acre	Est. Cost	Est. Revenue
16 2N 7W	2	8	Fire Protection, Other, Burn, Hand, Fuel Reduction	9	\$230.75	\$0.00
16 2N 7W	2	10	Fire Protection, Other, Burn, Hand, Fuel Reduction	22	\$561.75	\$0.00
16 2N 7W	2	11	Fire Protection, Other, Burn, Hand, Fuel Reduction	24	\$593.50	\$0.00
16 2N 7W	2	12	Fire Protection, Other, Burn, Hand, Fuel Reduction	3	\$75.00	\$0.00
16 2N 7W	2	15	Fire Protection, Other, Burn, Hand, Fuel Reduction	44	\$1,094.25	\$0.00
16 2N 7W	2	24	Fire Protection, Other, Burn, Hand, Fuel Reduction	50	\$1,254.50	\$0.00
16 2N 8W	4	8	Regeneration, Artificial, Plant, Hand, Loblolly	7	\$584.80	\$0.00
16 2N 8W	4	8	Site Preparation, Chemical, Broadcast, Aerial, Combination	7	\$657.90	\$0.00
16 2N 8W	4	12	Regeneration, Artificial, Plant, Hand, Loblolly	49	\$3,945.60	\$0.00
16 2N 8W	4	12	Site Preparation, Chemical, Broadcast, Aerial, Combination	49	\$4,438.80	\$0.00
16 2N 8W	4	13	Site Preparation, Chemical, Broadcast, Aerial, Combination	9	\$810.00	\$0.00
16 2N 8W	4	13	Regeneration, Artificial, Plant, Hand, Loblolly	9	\$712.80	\$0.00
16 3N 6W	5	16	Site Preparation, Chemical, Broadcast, Aerial, Combination	85	\$7,650.00	\$0.00
16 3N 6W	5	16	Site Preparation, Other, Burn, Hand, Debris	85	\$2,125.00	\$0.00
16 3N 6W	5	16	Regeneration, Artificial, Plant, Hand, Loblolly	85	\$6,800.00	\$0.00
16 3N 6W	6	12	Harvest, Mechanical, Final, Machine, Loblolly	68	\$2,380.00	\$109,829.52
16 3N 7W	3	5	Regeneration, Artificial, Plant, Hand, Loblolly	8	\$658.40	\$0.00
16 3N 7W	3	5	Site Preparation, Chemical, Broadcast, Aerial, Combination	8	\$740.70	\$0.00
16 3N 7W	3	5	Site Preparation, Other, Burn, Hand, Cut-Over	8	\$205.75	\$0.00
16 3N 7W	3	10	Regeneration, Artificial, Plant, Hand, Loblolly	7	\$556.00	\$0.00
16 3N 7W	3	10	Site Preparation, Chemical, Broadcast, Aerial, Combination	7	\$625.50	\$0.00
16 3N 7W	3	10	Site Preparation, Other, Burn, Hand, Cut-Over	7	\$173.75	\$0.00
16 3N 7W	3	25	Site Preparation, Chemical, Broadcast, Aerial, Combination	50	\$4,537.80	\$0.00

STR	Strata	Stand	Activity	Acre	Est. Cost	Est. Revenue
16 3N 7W	3	25	Regeneration, Artificial, Plant, Hand, Loblolly	50	\$4,033.60	\$0.00
16 3N 7W	3	25	Site Preparation, Other, Burn, Hand, Cut-Over	50	\$1,260.50	\$0.00
16 4N 5W	3	1	Harvest, Mechanical, Thin, Machine, Loblolly	13	\$455.00	\$4,390.62
16 4N 5W	3	3	Harvest, Mechanical, Thin, Machine, Loblolly	127	\$4,430.30	\$42,751.13
16 4N 6W	2	1	Harvest, Mechanical, 1st Thin, Machine, Loblolly	20	\$685.30	\$6,294.97
16 4N 6W	2	3	Harvest, Mechanical, 1st Thin, Machine, Loblolly	184	\$6,431.60	\$59,078.84
16 4N 6W	2	7	Harvest, Mechanical, 1st Thin, Machine, Loblolly	84	\$2,943.50	\$27,038.15
16 4N 6W	2	10	Harvest, Mechanical, 1st Thin, Machine, Loblolly	40	\$1,400.00	\$12,860.00
16 4N 6W	2	13	Harvest, Mechanical, 1st Thin, Machine, Loblolly	213	\$7,444.50	\$68,383.05
16 4N 6W	3	14	Harvest, Mechanical, 1st Thin, Machine, Loblolly	22	\$770.00	\$7,073.00
16 4N 8W	3	10	Harvest, Mechanical, Final, Machine, Misc Pine	63	\$2,205.00	\$127,932.84
16 4N 8W	3	14	Harvest, Mechanical, Final, Machine, Misc Pine	62	\$2,170.00	\$125,902.16
16 5N 6W	4	11	Harvest, Mechanical, 1st Thin, Machine, Slash	174	\$6,094.20	\$55,979.58
16 5N 6W	4	15	Harvest, Mechanical, 1st Thin, Machine, Slash	9	\$315.00	\$2,893.50
16 5N 6W	4	20	Harvest, Mechanical, 1st Thin, Machine, Slash	1	\$33.60	\$308.64
16 5N 6W	4	21	Harvest, Mechanical, 1st Thin, Machine, Slash	1	\$28.00	\$257.20
16 5N 6W	4	22	Harvest, Mechanical, 1st Thin, Machine, Slash	8	\$281.75	\$2,588.08
16 5N 6W	4	25	Harvest, Mechanical, 1st Thin, Machine, Slash	26	\$899.15	\$8,259.34
16 5N 6W	4	26	Harvest, Mechanical, 1st Thin, Machine, Slash	9	\$316.05	\$2,903.15
16 5N 7W	3	11	Regeneration, Artificial, Plant, Hand, Loblolly	81	\$6,518.40	\$0.00
16 5N 7W	3	11	Site Preparation, Chemical, Broadcast, Aerial, Woody	81	\$7,290.00	\$0.00
16 5N 7W	3	11	Site Preparation, Other, Burn, Hand, Cut-Over	81	\$2,037.00	\$0.00
Yearly Totals				3,176	\$141,090.00	\$1,040,826.06

STR	Strata	Stand	Activity	Acre	Est. Cost	Est. Revenue
Grand Totals				23.436	\$993,075.90	\$8,802,328.75

Stand Activity Summary for Greene County BOE

Filters Applied: County: Greene
 Client Class: School Trust Land
 District: Southeast District
 Client: Greene County BOE
 STR:
 Activity: Harvest
 Year: 2012 Through 2021

STR	Strata	Stand	Activity	Acre	Est. Cost	Est. Revenue
2012						
16 1N 5W	2	6	Harvest, Mechanical, Thin, Machine, Slash	84	\$756.00	\$28,141.68
16 1N 5W	2	10	Harvest, Mechanical, Thin, Machine, Slash	388	\$3,492.18	\$129,994.46
16 1N 6W	4	5	Harvest, Mechanical, 1st Thin, Machine, Slash	70	\$561.76	\$25,377.51
16 1N 6W	4	7	Harvest, Mechanical, 1st Thin, Machine, Slash	1	\$11.76	\$531.26
16 1N 6W	4	10	Harvest, Mechanical, 1st Thin, Machine, Slash	56	\$449.44	\$20,303.45
16 1N 6W	4	11	Harvest, Mechanical, 1st Thin, Machine, Slash	10	\$76.16	\$3,440.53
16 1N 6W	4	15	Harvest, Mechanical, 1st Thin, Machine, Slash	184	\$1,472.00	\$66,497.60
16 1N 6W	4	23	Harvest, Mechanical, 1st Thin, Machine, Slash	4	\$34.00	\$1,535.95
16 2N 6W	7	8	Harvest, Mechanical, Final, Machine, Loblolly	123	\$4,305.00	\$197,942.67
16 2N 6W	7	11	Harvest, Mechanical, Final, Machine, Loblolly	50	\$1,732.50	\$79,659.86
16 5N 5W	1	5	Harvest, Mechanical, 1st Thin, Machine, Loblolly	7	\$140.00	\$2,567.88
16 5N 5W	6	9	Harvest, Mechanical, 1st Thin, Machine, Loblolly	3	\$30.00	\$1,100.52
16 5N 5W	6	13	Harvest, Mechanical, 1st Thin, Machine, Slash	9	\$183.40	\$3,363.92
16 5N 5W	6	16	Harvest, Mechanical, 1st Thin, Machine, Slash	8	\$160.00	\$2,934.72
Yearly Totals				997	\$13,404.20	\$563,392.00
2013						
16 1N 7W	2	7	Harvest, Mechanical, 1st Thin, Machine, Slash	124	\$4,345.95	\$62,020.43
16 1N 7W	2	17	Harvest, Mechanical, 1st Thin, Machine, Slash	92	\$3,220.00	\$28,394.88

STR	Strata	Stand	Activity	Acre	Est. Cost	Est. Revenue
16 1N 7W	2	19	Harvest, Mechanical, 1st Thin, Machine, Slash	65	\$2,278.15	\$32,511.15
16 2N 7W	6	18	Harvest, Mechanical, Final, Machine, Slash	58	\$2,030.00	\$96,704.56
16 5N 5W	8	14	Harvest, Mechanical, Final, Machine, Slash	31	\$1,240.00	\$66,304.66
16 5N 5W	8	18	Harvest, Mechanical, Final, Machine, Loblolly	52	\$2,080.00	\$107,831.88
16 5N 5W	8	19	Harvest, Mechanical, Final, Machine, Loblolly	15	\$600.00	\$32,082.90
16 5N 5W	8	20	Harvest, Mechanical, Final, Machine, Loblolly	21	\$840.00	\$44,916.06
Yearly Totals				458	\$16,634.10	\$470,766.52

2014

16 1N 6W	2	13	Harvest, Mechanical, 1st Thin, Machine, Slash	135	\$4,720.80	\$48,745.63
16 1N 6W	2	16	Harvest, Mechanical, 1st Thin, Machine, Slash	5	\$161.70	\$1,669.67
16 1N 6W	2	17	Harvest, Mechanical, 1st Thin, Machine, Slash	2	\$78.75	\$813.15
16 1N 6W	2	19	Harvest, Mechanical, 1st Thin, Machine, Slash	5	\$175.35	\$1,810.61
16 1N 6W	2	20	Harvest, Mechanical, 1st Thin, Machine, Slash	8	\$280.00	\$2,891.20
16 1N 6W	2	22	Harvest, Mechanical, 1st Thin, Machine, Slash	13	\$467.95	\$4,831.92
16 2N 6W	2	2	Harvest, Mechanical, 1st Thin, Machine, Slash	42	\$1,462.30	\$321.71
16 2N 6W	2	4	Harvest, Mechanical, 1st Thin, Machine, Slash	27	\$945.35	\$321.42
16 2N 6W	2	7	Harvest, Mechanical, 1st Thin, Machine, Slash	26	\$922.95	\$9,084.47
16 2N 6W	2	10	Harvest, Mechanical, 1st Thin, Machine, Slash	7	\$245.00	\$2,411.50
16 2N 7W	4	22	Harvest, Mechanical, Final, Machine, Misc Pine	83	\$2,905.00	\$136,843.76
16 2N 8W	2	5	Harvest, Mechanical, 1st Thin, Machine, Loblolly	15	\$525.00	\$328.35
16 2N 8W	2	9	Harvest, Mechanical, 1st Thin, Machine, Loblolly	5	\$178.50	\$1,639.65
16 2N 8W	2	10	Harvest, Mechanical, 1st Thin, Machine, Loblolly	20	\$697.55	\$6,407.50
16 2N 8W	2	14	Harvest, Mechanical, 1st Thin, Machine, Loblolly	7	\$245.00	\$312.13

STR	Strata	Stand	Activity	Acre	Est. Cost	Est. Revenue
16 2N 8W	2	15	Harvest, Mechanical, 1st Thin, Machine, Loblolly	22	\$754.25	\$6,928.33
16 2N 8W	2	16	Harvest, Mechanical, 1st Thin, Machine, Loblolly	47	\$1,645.00	\$324.30
16 2N 8W	2	23	Harvest, Mechanical, 1st Thin, Machine, Loblolly	127	\$4,445.00	\$40,830.50
16 3N 8W	4	17	Harvest, Mechanical, Final, Machine, Slash	59	\$2,065.00	\$138,845.29
16 5N 5W	3	24	Harvest, Mechanical, Final, Machine, Slash	49	\$1,715.00	\$118,837.74

Yearly Totals	704	\$24,635.45	\$524,198.81
---------------	-----	-------------	--------------

2015

16 2N 7W	5	25	Harvest, Mechanical, Final, Machine, Misc Pine	97	\$3,395.00	\$159,925.84
16 3N 7W	2	13	Harvest, Mechanical, Final, Machine, Misc Pine	55	\$1,925.00	\$99,921.80
16 3N 8W	2	1	Harvest, Mechanical, 1st Thin, Machine, Loblolly	24	\$827.75	\$321.40
16 3N 8W	3	6	Harvest, Mechanical, Final, Machine, Misc Pine	34	\$1,190.00	\$81,310.32
16 3N 8W	3	7	Harvest, Mechanical, Final, Machine, Misc Pine	4	\$140.00	\$9,565.92
16 3N 8W	3	12	Harvest, Mechanical, Final, Machine, Misc Pine	60	\$2,100.00	\$143,488.80
16 4N 5W	2	5	Harvest, Mechanical, 1st Thin, Machine, Loblolly	14	\$472.85	\$321.54
16 4N 5W	2	7	Harvest, Mechanical, 1st Thin, Machine, Loblolly	182	\$6,380.50	\$72,796.04
16 4N 5W	2	10	Harvest, Mechanical, 1st Thin, Machine, Loblolly	106	\$3,702.30	\$42,240.07
16 4N 5W	2	11	Harvest, Mechanical, 1st Thin, Machine, Loblolly	4	\$140.00	\$1,597.28
16 4N 5W	2	12	Harvest, Mechanical, 1st Thin, Machine, Loblolly	11	\$385.00	\$4,392.52
16 4N 5W	2	13	Harvest, Mechanical, 1st Thin, Machine, Loblolly	2	\$57.40	\$654.88
16 4N 5W	2	15	Harvest, Mechanical, 1st Thin, Machine, Loblolly	3	\$105.00	\$1,197.96
16 4N 8W	2	12	Harvest, Mechanical, 1st Thin, Machine, Slash	151	\$5,285.00	\$48,546.50
16 5N 5W	4	17	Harvest, Mechanical, Final, Machine, Misc Pine	88	\$3,080.00	\$214,797.44
16 5N 7W	4	14	Harvest, Mechanical, Final, Machine, Loblolly	86	\$3,010.00	\$257,695.56

STR	Strata	Stand	Activity	Acre	Est. Cost	Est. Revenue
			Yearly Totals	920	\$32,195.80	\$1,138,773.87
2016						
3 2N 8W	3	4	Harvest, Mechanical, 1st Thin, Machine, Loblolly	48	\$1,680.00	\$15,432.00
3 2N 8W	3	5	Harvest, Mechanical, 1st Thin, Machine, Loblolly	3	\$96.25	\$884.13
16 3N 6W	8	10	Harvest, Mechanical, Final, Machine, Loblolly	27	\$945.00	\$43,608.78
16 3N 6W	8	17	Harvest, Mechanical, Final, Machine, Loblolly	73	\$2,555.00	\$117,905.22
16 3N 7W	2	17	Harvest, Mechanical, Final, Machine, Misc Pine	7	\$245.00	\$12,717.32
16 3N 7W	2	22	Harvest, Mechanical, Final, Machine, Misc Pine	37	\$1,293.60	\$67,147.45
16 3N 7W	2	24	Harvest, Mechanical, Final, Machine, Misc Pine	1	\$38.50	\$1,998.44
16 3N 8W	3	9	Harvest, Mechanical, Final, Machine, Misc Pine	79	\$2,765.00	\$188,926.92
16 3N 8W	3	15	Harvest, Mechanical, Final, Machine, Misc Pine	47	\$1,645.00	\$112,399.56
16 4N 7W	5	13	Harvest, Mechanical, 1st Thin, Machine, Slash	320	\$11,200.00	\$108,076.80
16 4N 8W	4	21	Harvest, Mechanical, Final, Machine, Longleaf	44	\$1,540.00	\$88,852.28
16 5N 5W	4	22	Harvest, Mechanical, Final, Machine, Misc Pine	10	\$350.00	\$24,408.80
16 5N 5W	4	23	Harvest, Mechanical, Final, Machine, Misc Pine	5	\$175.00	\$12,204.40
16 5N 7W	6	21	Harvest, Mechanical, Final, Machine, Misc Pine	71	\$1,775.00	\$0.00
22 3N 7W	2	3	Harvest, Mechanical, 1st Thin, Machine, Loblolly	17	\$595.00	\$5,465.50
22 3N 7W	2	4	Harvest, Mechanical, 1st Thin, Machine, Loblolly	17	\$598.85	\$5,500.87
			Yearly Totals	806	\$27,497.20	\$805,528.46
2017						
16 2N 5W	5	8	Harvest, Mechanical, Final, Machine, Slash	81	\$2,835.00	\$97,724.88
16 2N 5W	5	10	Harvest, Mechanical, Final, Machine, Loblolly	10	\$350.00	\$11,613.40
16 3N 6W	7	18	Harvest, Mechanical, Final, Machine, Loblolly	61	\$2,135.00	\$98,523.54

STR	Strata	Stand	Activity	Acre	Est. Cost	Est. Revenue
16 3N 7W	2	20	Harvest, Mechanical, Final, Machine, Misc Pine	38	\$1,330.00	\$69,036.88
16 3N 7W	2	21	Harvest, Mechanical, Final, Machine, Misc Pine	16	\$560.00	\$29,068.16
16 3N 8W	2	3	Harvest, Mechanical, 1st Thin, Machine, Loblolly	12	\$437.15	\$4,218.37
16 3N 8W	2	5	Harvest, Mechanical, 1st Thin, Machine, Loblolly	37	\$1,294.65	\$12,493.00
16 3N 8W	2	13	Harvest, Mechanical, 1st Thin, Machine, Loblolly	55	\$1,925.00	\$18,575.70
16 3N 8W	2	16	Harvest, Mechanical, 1st Thin, Machine, Loblolly	2	\$77.70	\$749.78
16 4N 8W	3	1	Harvest, Mechanical, Final, Machine, Misc Pine	94	\$3,290.00	\$190,883.92
16 5N 5W	4	7	Harvest, Mechanical, Final, Machine, Misc Pine	47	\$1,645.00	\$114,721.36
16 5N 5W	4	11	Harvest, Mechanical, Final, Machine, Misc Pine	49	\$1,704.50	\$118,870.86
16 5N 6W	3	2	Harvest, Mechanical, 1st Thin, Machine, Slash	20	\$686.70	\$321.57
16 5N 6W	3	4	Harvest, Mechanical, 1st Thin, Machine, Slash	5	\$170.10	\$321.49
16 5N 6W	3	9	Harvest, Mechanical, 1st Thin, Machine, Slash	36	\$1,258.95	\$321.57
16 5N 6W	3	14	Harvest, Mechanical, 1st Thin, Machine, Slash	38	\$1,338.40	\$321.60
16 5N 6W	3	17	Harvest, Mechanical, 1st Thin, Machine, Slash	3	\$99.40	\$321.49
16 5N 6W	3	18	Harvest, Mechanical, 1st Thin, Machine, Slash	91	\$3,192.00	\$321.94
16 5N 6W	4	1	Harvest, Mechanical, 1st Thin, Machine, Slash	8	\$275.10	\$321.47
16 5N 6W	4	5	Harvest, Mechanical, 1st Thin, Machine, Slash	2	\$52.85	\$321.49
16 5N 7W	2	9	Harvest, Mechanical, 2nd Thin, Machine, Loblolly	39	\$0.00	\$13,143.35
16 5N 7W	2	13	Harvest, Mechanical, 2nd Thin, Machine, Loblolly	29	\$0.00	\$10,005.05
16 5N 7W	2	16	Harvest, Mechanical, 2nd Thin, Machine, Loblolly	35	\$0.00	\$11,939.20
16 5N 7W	7	20	Harvest, Mechanical, Final, Machine, Misc Pine	47	\$1,645.00	\$90,003.12
Yearly Totals				854	\$26,302.50	\$894,143.20

2018

STR	Strata	Stand	Activity	Acre	Est. Cost	Est. Revenue
16 2N 7W	2	3	Harvest, Mechanical, 1st Thin, Machine, Slash	8	\$272.30	\$2,753.96
16 2N 7W	2	4	Harvest, Mechanical, 1st Thin, Machine, Slash	6	\$223.65	\$2,261.93
16 2N 7W	2	5	Harvest, Mechanical, 1st Thin, Machine, Slash	6	\$210.00	\$2,123.88
16 2N 7W	2	6	Harvest, Mechanical, 1st Thin, Machine, Slash	6	\$210.00	\$323.10
16 2N 7W	2	7	Harvest, Mechanical, 1st Thin, Machine, Slash	63	\$2,205.00	\$319.41
16 2N 7W	2	8	Harvest, Mechanical, 1st Thin, Machine, Slash	9	\$315.00	\$313.47
16 2N 7W	2	10	Harvest, Mechanical, 1st Thin, Machine, Slash	22	\$786.45	\$7,224.11
16 2N 7W	2	11	Harvest, Mechanical, 1st Thin, Machine, Slash	24	\$830.90	\$7,632.41
16 2N 7W	2	12	Harvest, Mechanical, 1st Thin, Machine, Slash	3	\$105.00	\$964.50
16 2N 7W	2	15	Harvest, Mechanical, 1st Thin, Machine, Slash	44	\$1,531.95	\$15,493.70
16 2N 7W	2	24	Harvest, Mechanical, 1st Thin, Machine, Slash	50	\$1,750.00	\$34,681.50
16 2N 7W	3	14	Harvest, Mechanical, Final, Machine, Loblolly	17	\$595.00	\$21,483.24
16 3N 5W	2	2	Harvest, Mechanical, 1st Thin, Machine, Loblolly	323	\$11,305.00	\$107,998.28
16 3N 5W	2	8	Harvest, Mechanical, 1st Thin, Machine, Loblolly	4	\$143.50	\$1,370.88
16 3N 6W	3	15	Harvest, Mechanical, Final, Machine, Loblolly	100	\$3,500.00	\$161,514.00
16 3N 7W	2	19	Harvest, Mechanical, Final, Machine, Misc Pine	54	\$1,890.00	\$98,105.04
16 3N 7W	6	14	Harvest, Mechanical, Final, Machine, Loblolly	44	\$1,540.00	\$120,706.96
16 3N 8W	3	14	Harvest, Mechanical, Final, Machine, Misc Pine	89	\$3,127.60	\$213,702.65
16 4N 7W	2	8	Harvest, Mechanical, 1st Thin, Machine, Slash	94	\$3,290.00	\$32,956.40
16 5N 5W	4	26	Harvest, Mechanical, Final, Machine, Misc Pine	73	\$2,555.00	\$178,184.24
16 5N 7W	4	19	Harvest, Mechanical, Final, Machine, Misc Pine	116	\$4,060.00	\$222,135.36
Yearly Totals				1.156	\$40,446.35	\$1,232,249.03

2019

STR	Strata	Stand	Activity	Acre	Est. Cost	Est. Revenue
16 1N 7W	3	1	Harvest, Mechanical, Final, Machine, Loblolly	6	\$210.00	\$7,453.08
16 1N 7W	3	14	Harvest, Mechanical, Final, Machine, Loblolly	41	\$1,442.70	\$51,202.66
16 1N 8W	2	1	Harvest, Mechanical, 2nd Thin, Machine, Misc Pine	22	\$786.45	\$7,755.75
16 1N 8W	2	2	Harvest, Mechanical, 2nd Thin, Machine, Misc Pine	46	\$1,599.85	\$15,777.26
16 1N 8W	2	4	Harvest, Mechanical, 2nd Thin, Machine, Misc Pine	36	\$1,260.00	\$12,425.76
16 1N 8W	2	5	Harvest, Mechanical, 2nd Thin, Machine, Misc Pine	20	\$683.20	\$6,737.52
16 1N 8W	2	7	Harvest, Mechanical, 2nd Thin, Machine, Misc Pine	43	\$1,505.35	\$14,845.33
16 1N 8W	2	8	Harvest, Mechanical, 2nd Thin, Machine, Misc Pine	12	\$424.55	\$4,186.79
16 1N 8W	2	9	Harvest, Mechanical, 2nd Thin, Machine, Misc Pine	18	\$614.25	\$6,057.56
16 1N 8W	2	11	Harvest, Mechanical, 2nd Thin, Machine, Misc Pine	132	\$4,604.95	\$45,412.70
16 1N 8W	2	13	Harvest, Mechanical, 2nd Thin, Machine, Misc Pine	9	\$325.85	\$3,213.44
16 1N 8W	2	14	Harvest, Mechanical, 2nd Thin, Machine, Misc Pine	22	\$771.40	\$7,607.33
16 1N 8W	2	16	Harvest, Mechanical, 2nd Thin, Machine, Misc Pine	9	\$322.00	\$3,175.47
16 1N 8W	2	17	Harvest, Mechanical, 2nd Thin, Machine, Misc Pine	18	\$624.75	\$6,161.11
16 1N 8W	2	18	Harvest, Mechanical, 2nd Thin, Machine, Misc Pine	3	\$96.60	\$952.64
16 1N 8W	2	20	Harvest, Mechanical, 2nd Thin, Machine, Misc Pine	123	\$4,288.20	\$42,289.00
16 2N 5W	3	3	Harvest, Mechanical, Final, Machine, Slash	26	\$910.00	\$31,368.48
16 2N 5W	4	5	Harvest, Mechanical, 1st Thin, Machine, Loblolly	208	\$7,280.00	\$81,652.48
16 2N 8W	4	8	Harvest, Mechanical, BioMass, Machine, Misc Pine	7	\$255.85	\$0.00
16 2N 8W	4	12	Harvest, Mechanical, BioMass, Machine, Misc Pine	49	\$1,726.20	\$0.00
16 2N 8W	4	13	Harvest, Mechanical, BioMass, Machine, Misc Pine	9	\$311.85	\$0.00
16 3N 6W	5	16	Harvest, Mechanical, Final, Machine, Loblolly	85	\$2,975.00	\$137,286.90
16 3N 7W	3	5	Harvest, Mechanical, Final, Machine, Misc Pine	50	\$1,750.00	\$123,972.50

STR	Strata	Stand	Activity	Acre	Est. Cost	Est. Revenue
16 3N 7W	3	10	Harvest, Mechanical, Final, Machine, Misc Pine	7	\$243.25	\$17,232.18
16 3N 7W	3	25	Harvest, Mechanical, Final, Machine, Misc Pine	50	\$1,764.70	\$125,013.87
16 5N 7W	3	11	Harvest, Mechanical, Final, Machine, Misc Pine	81	\$2,835.00	\$155,111.76
Yearly Totals				1.132	\$39,611.95	\$906,891.57

2020

16 1N 7W	5	4	Harvest, Mechanical, Final, Machine, Loblolly	9	\$315.00	\$11,309.31
16 1N 7W	5	15	Harvest, Mechanical, Final, Machine, Loblolly	59	\$2,064.30	\$74,113.68
16 2N 5W	6	11	Harvest, Mechanical, Final, Machine, Misc Pine	75	\$2,625.00	\$90,486.00
16 2N 6W	3	14	Harvest, Mechanical, Final, Machine, Misc Pine	66	\$2,310.00	\$106,213.14
16 3N 5W	3	5	Harvest, Mechanical, Thin, Machine, Loblolly	189	\$6,615.00	\$60,763.50
16 3N 6W	4	4	Harvest, Mechanical, Final, Machine, Loblolly	37	\$1,295.00	\$59,760.18
16 3N 7W	5	6	Harvest, Mechanical, Final, Machine, Slash	69	\$2,415.00	\$300,209.34
16 4N 7W	3	1	Harvest, Mechanical, 2nd Thin, Machine, Loblolly	87	\$3,045.00	\$30,322.98
16 4N 7W	3	16	Harvest, Mechanical, 2nd Thin, Machine, Loblolly	50	\$1,748.25	\$17,409.57
16 4N 8W	3	11	Harvest, Mechanical, Final, Machine, Misc Pine	4	\$140.00	\$8,122.72
16 4N 8W	3	20	Harvest, Mechanical, Final, Machine, Misc Pine	152	\$5,320.00	\$308,663.36
16 5N 6W	3	12	Harvest, Mechanical, 1st Thin, Machine, Slash	22	\$777.35	\$7,140.52
16 5N 6W	3	13	Harvest, Mechanical, 1st Thin, Machine, Slash	39	\$1,365.00	\$12,538.50
16 5N 6W	3	16	Harvest, Mechanical, 1st Thin, Machine, Slash	7	\$260.05	\$2,388.75
16 5N 7W	5	1	Harvest, Mechanical, Final, Machine, Loblolly	46	\$1,610.00	\$136,117.68
Yearly Totals				912	\$31,904.95	\$1,225,559.22

2021

16 1N 6W	3	14	Harvest, Mechanical, Thin, Machine, Loblolly	12	\$420.00	\$3,858.00
----------	---	----	--	----	----------	------------

STR	Strata	Stand	Activity	Acre	Est. Cost	Est. Revenue
16 1N 6W	3	18	Harvest, Mechanical, Thin, Machine, Loblolly	1	\$35.00	\$321.50
16 1N 6W	3	21	Harvest, Mechanical, Thin, Machine, Loblolly	14	\$474.60	\$4,359.54
16 1N 7W	6	3	Harvest, Mechanical, Final, Machine, Loblolly	77	\$2,695.00	\$95,647.86
16 2N 5W	6	6	Harvest, Mechanical, Final, Machine, Misc Pine	112	\$3,920.00	\$135,125.76
16 2N 6W	4	12	Harvest, Mechanical, Final, Machine, Loblolly	11	\$385.00	\$17,702.19
16 2N 6W	4	15	Harvest, Mechanical, Final, Machine, Misc Pine	74	\$2,590.00	\$119,087.46
16 3N 6W	6	12	Harvest, Mechanical, Final, Machine, Loblolly	68	\$2,380.00	\$109,829.52
16 4N 5W	3	1	Harvest, Mechanical, Thin, Machine, Loblolly	13	\$455.00	\$4,390.62
16 4N 5W	3	3	Harvest, Mechanical, Thin, Machine, Loblolly	127	\$4,430.30	\$42,751.13
16 4N 6W	2	1	Harvest, Mechanical, 1st Thin, Machine, Loblolly	20	\$685.30	\$6,294.97
16 4N 6W	2	3	Harvest, Mechanical, 1st Thin, Machine, Loblolly	184	\$6,431.60	\$59,078.84
16 4N 6W	2	7	Harvest, Mechanical, 1st Thin, Machine, Loblolly	84	\$2,943.50	\$27,038.15
16 4N 6W	2	10	Harvest, Mechanical, 1st Thin, Machine, Loblolly	40	\$1,400.00	\$12,860.00
16 4N 6W	2	13	Harvest, Mechanical, 1st Thin, Machine, Loblolly	213	\$7,444.50	\$68,383.05
16 4N 6W	3	14	Harvest, Mechanical, 1st Thin, Machine, Loblolly	22	\$770.00	\$7,073.00
16 4N 8W	3	10	Harvest, Mechanical, Final, Machine, Misc Pine	63	\$2,205.00	\$127,932.84
16 4N 8W	3	14	Harvest, Mechanical, Final, Machine, Misc Pine	62	\$2,170.00	\$125,902.16
16 5N 6W	4	11	Harvest, Mechanical, 1st Thin, Machine, Slash	174	\$6,094.20	\$55,979.58
16 5N 6W	4	15	Harvest, Mechanical, 1st Thin, Machine, Slash	9	\$315.00	\$2,893.50
16 5N 6W	4	20	Harvest, Mechanical, 1st Thin, Machine, Slash	1	\$33.60	\$308.64
16 5N 6W	4	21	Harvest, Mechanical, 1st Thin, Machine, Slash	1	\$28.00	\$257.20
16 5N 6W	4	22	Harvest, Mechanical, 1st Thin, Machine, Slash	8	\$281.75	\$2,588.08
16 5N 6W	4	25	Harvest, Mechanical, 1st Thin, Machine, Slash	26	\$899.15	\$8,259.34

STR	Strata	Stand	Activity	Acre	Est. Cost	Est. Revenue
16 5N 6W	4	26	Harvest, Mechanical, 1st Thin, Machine, Slash	9	\$316.05	\$2,903.15
Yearly Totals				1.423	\$49,802.55	\$1,040,826.06
Grand Totals				9.362	\$302,435.05	\$8,802,328.75

Property Activities Report

Filters Applied: County: Greene
 Client Class: School Trust Land
 District: Southeast District
 Client: Greene County BOE
 STR:
 Year: 2012 Through 2021

Client Name	Plan Year	STR	Act. Name	Method	Practice	Application	Est. Cost	Act. Object	Est. Miles
Greene County BOE									
	2013								
		16 1N 6W	Property Activities						
				Maintain	Paint	Hand	\$1,079.23	Property Boundary	4
						Totals	\$1,079.23		4
		16 1N 7W	Property Activities						
				Maintain	Paint	Hand	\$1,079.23	Property Boundary	4
						Totals	\$1,079.23		4
		16 1N 8W	Property Activities						
				Maintain	Paint	Hand	\$1,079.23	Property Boundary	4
						Totals	\$1,079.23		4
						Summary for 'PlanYear' = 2013			
						Totals	\$3,237.70		12
	2014								
		3 2N 8W	Property Activities						
				Maintain	Paint	Hand	\$404.71	Property Boundary	1.5
						Totals	\$404.71		1.5
		16 2N 5W							

Client Name	Plan Year	STR	Act. Name	Method	Practice	Application	Est. Cost	Act. Object	Est. Miles
			Property Activities						
				Maintain	Paint	Hand	\$1,079.23	Property Boundary	4
						Totals	\$1,079.23		4
		16 2N 6W							
			Property Activities						
				Maintain	Paint	Hand	\$1,079.23	Property Boundary	4
						Totals	\$1,079.23		4
		16 2N 7W							
			Property Activities						
				Maintain	Paint	Hand	\$1,079.23	Property Boundary	4
						Totals	\$1,079.23		4
		16 2N 8W							
			Property Activities						
				Maintain	Paint	Hand	\$1,079.23	Property Boundary	4
						Totals	\$1,079.23		4
						Summary for 'PlanYear' = 2014			
						Totals	\$4,721.64		17.5
	2015								
		16 3N 5W							
			Property Activities						
				Maintain	Paint	Hand	\$1,079.23	Property Boundary	4
						Totals	\$1,079.23		4
		16 3N 6W							
			Property Activities						
				Maintain	Paint	Hand	\$1,079.23	Property Boundary	4
						Totals	\$1,079.23		4
		16 3N 7W							

Client Name	Plan Year	STR	Act. Name	Method	Practice	Application	Est. Cost	Act. Object	Est. Miles
			Property Activities						
				Maintain	Paint	Hand	\$1,214.14	Property Boundary	4.5
						Totals	\$1,214.14		4.5
		16 3N 8W							
			Property Activities						
				Maintain	Paint	Hand	\$1,079.23	Property Boundary	4
						Totals	\$1,079.23		4
		22 3N 7W							
			Property Activities						
				Maintain	Paint	Hand	\$269.81	Property Boundary	1
						Totals	\$269.81		1
						Summary for 'PlanYear' = 2015			
						Totals	\$4,721.64		17.5
	2016								
		16 4N 5W							
			Property Activities						
				Maintain	Paint	Hand	\$1,079.23	Property Boundary	4
						Totals	\$1,079.23		4
		16 4N 6W							
			Property Activities						
				Maintain	Paint	Hand	\$1,079.23	Property Boundary	4
						Totals	\$1,079.23		4
		16 4N 7W							
			Property Activities						
				Maintain	Paint	Hand	\$1,079.23	Property Boundary	4
						Totals	\$1,079.23		4
		16 4N 8W							

Client Name	Plan Year	STR	Act. Name	Method	Practice	Application	Est. Cost	Act. Object	Est. Miles
			Property Activities						
				Maintain	Paint	Hand	\$1,079.23	Property Boundary	4
						Totals	\$1,079.23		4
						Summary for 'PlanYear' = 2016			
						Totals	\$4,316.93		16
	2017								
		16 5N 5W							
			Property Activities						
				Maintain	Paint	Hand	\$1,079.23	Property Boundary	4
						Totals	\$1,079.23		4
		16 5N 6W							
			Property Activities						
				Maintain	Paint	Hand	\$1,079.23	Property Boundary	4
						Totals	\$1,079.23		4
		16 5N 7W							
			Property Activities						
				Maintain	Paint	Hand	\$1,079.23	Property Boundary	4
						Totals	\$1,079.23		4
		16 5N 8W							
			Property Activities						
				Maintain	Paint	Hand	\$1,079.23	Property Boundary	4
						Totals	\$1,079.23		4
						Summary for 'PlanYear' = 2017			
						Totals	\$4,316.93		16
	2018								
		16 1N 5W							
			Property Activities						

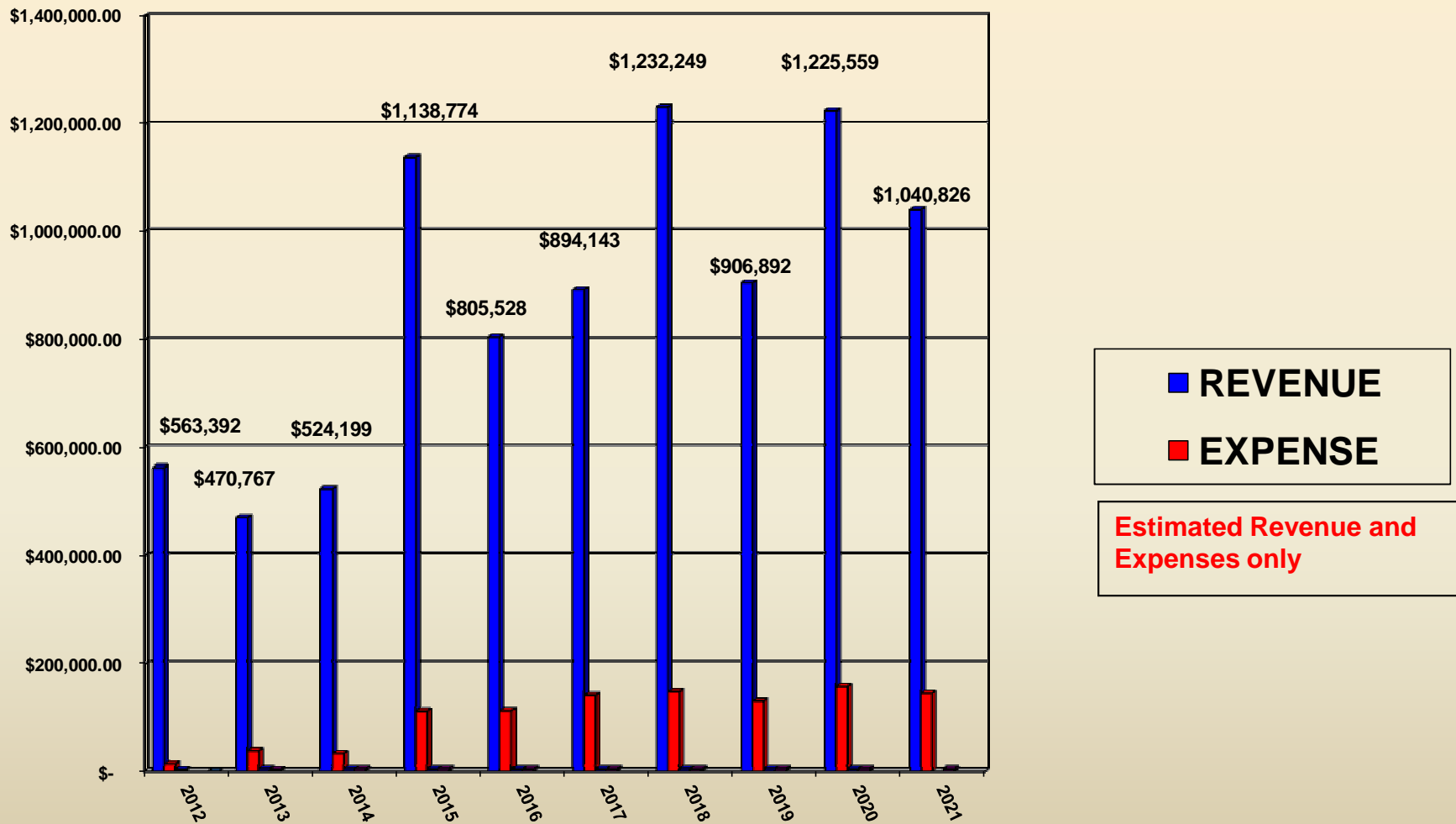
Client Name	Plan Year	STR	Act. Name	Method	Practice	Application	Est. Cost	Act. Object	Est. Miles
				Maintain	Paint	Hand	\$1,079.23	Property Boundary	4
						Totals	\$1,079.23		4
		16 1N 6W							
			Property Activities						
				Maintain	Paint	Hand	\$1,079.23	Property Boundary	4
						Totals	\$1,079.23		4
		16 1N 7W							
			Property Activities						
				Maintain	Paint	Hand	\$1,079.23	Property Boundary	4
						Totals	\$1,079.23		4
		16 1N 8W							
			Property Activities						
				Maintain	Paint	Hand	\$1,079.23	Property Boundary	4
						Totals	\$1,079.23		4
						Summary for 'PlanYear' = 2018			
						Totals	\$4,316.93		16
	2019								
		3 2N 8W							
			Property Activities						
				Maintain	Paint	Hand	\$404.71	Property Boundary	1.5
						Totals	\$404.71		1.5
		16 2N 5W							
			Property Activities						
				Maintain	Paint	Hand	\$1,079.23	Property Boundary	4
						Totals	\$1,079.23		4
		16 2N 6W							
			Property Activities						

Client Name	Plan Year	STR	Act. Name	Method	Practice	Application	Est. Cost	Act. Object	Est. Miles
				Maintain	Paint	Hand	\$1,079.23	Property Boundary	4
						Totals	\$1,079.23		4
		16 2N 7W							
			Property Activities						
				Maintain	Paint	Hand	\$1,079.23	Property Boundary	4
						Totals	\$1,079.23		4
		16 2N 8W							
			Property Activities						
				Maintain	Paint	Hand	\$1,072.22	Property Boundary	3.974
						Totals	\$1,072.22		3.974
						Summary for 'PlanYear' = 2019			
						Totals	\$4,714.62		17.474
	2020								
		16 3N 5W							
			Property Activities						
				Maintain	Paint	Hand	\$1,079.23	Property Boundary	4
						Totals	\$1,079.23		4
		16 3N 6W							
			Property Activities						
				Maintain	Paint	Hand	\$1,079.23	Property Boundary	4
						Totals	\$1,079.23		4
		16 3N 7W							
			Property Activities						
				Maintain	Paint	Hand	\$1,214.14	Property Boundary	4.5
						Totals	\$1,214.14		4.5
		16 3N 8W							
			Property Activities						

Client Name	Plan Year	STR	Act. Name	Method	Practice	Application	Est. Cost	Act. Object	Est. Miles
				Maintain	Paint	Hand	\$1,079.23	Property Boundary	4
						Totals	\$1,079.23		4
		22 3N 7W	Property Activities						
				Maintain	Paint	Hand	\$269.81	Property Boundary	1
						Totals	\$269.81		1
						Summary for 'PlanYear' = 2020			
						Totals	\$4,721.64		17.5
	2021								
		16 4N 5W	Property Activities						
				Maintain	Paint	Hand	\$1,095.69	Property Boundary	4.061
						Totals	\$1,095.69		4.061
		16 4N 6W	Property Activities						
				Maintain	Paint	Hand	\$1,085.98	Property Boundary	4.025
						Totals	\$1,085.98		4.025
		16 4N 7W	Property Activities						
				Maintain	Paint	Hand	\$1,089.21	Property Boundary	4.037
						Totals	\$1,089.21		4.037
		16 4N 8W	Property Activities						
				Maintain	Paint	Hand	\$1,088.95	Property Boundary	4.036
						Totals	\$1,088.95		4.036
						Summary for 'PlanYear' = 2021			
						Totals	\$4,359.83		16.159

Client Name	Plan Year	STR	Act. Name	Method	Practice	Application	Est. Cost	Act. Object	Est. Miles
Summary for Greene County BOE									
Totals							\$39,427.85		146.133
Grand Totals							\$39,427.85		146.13

Greene County Revenue and Expenses 2012-2021



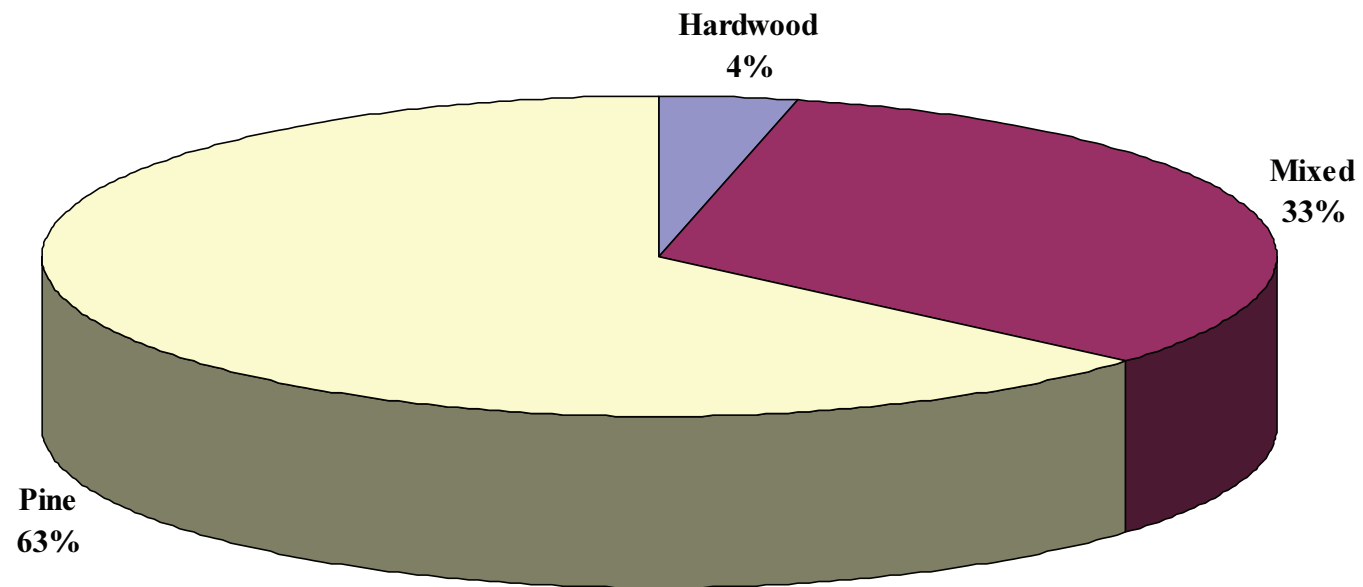
Filters Applied:

County: Greene
Client Class: School Trust Land

District: Southeast District
Client: Greene County BOE

STR:

Broad Cover Type Distribution



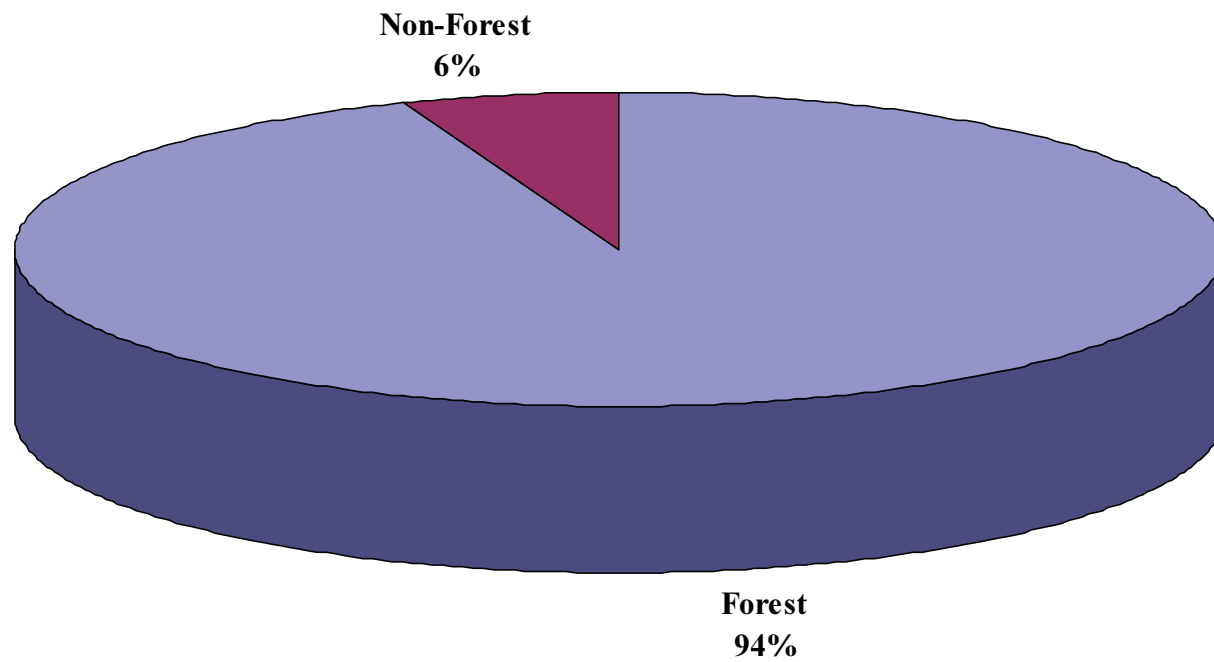
Filters Applied:

County: Greene
Client Class: School Trust Land

District: Southeast District
Client: Greene County BOE

STR:

Land Use Distribution



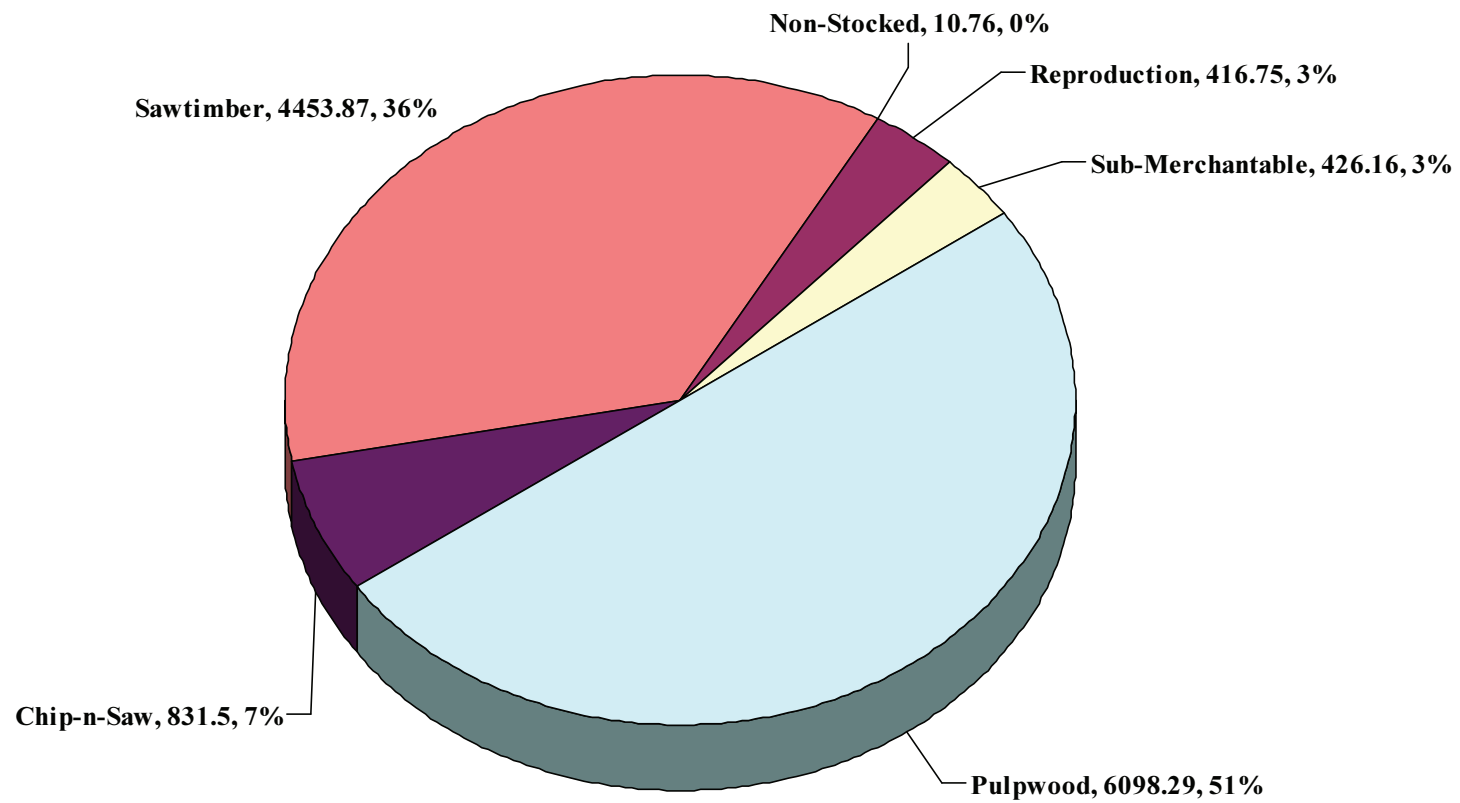
Filters Applied:

County: Greene
Client Class: School Trust Land

District: Southeast District
Client: Greene County BOE

STR:

Forested Stands Class Distribution by Acres



Filters Applied:

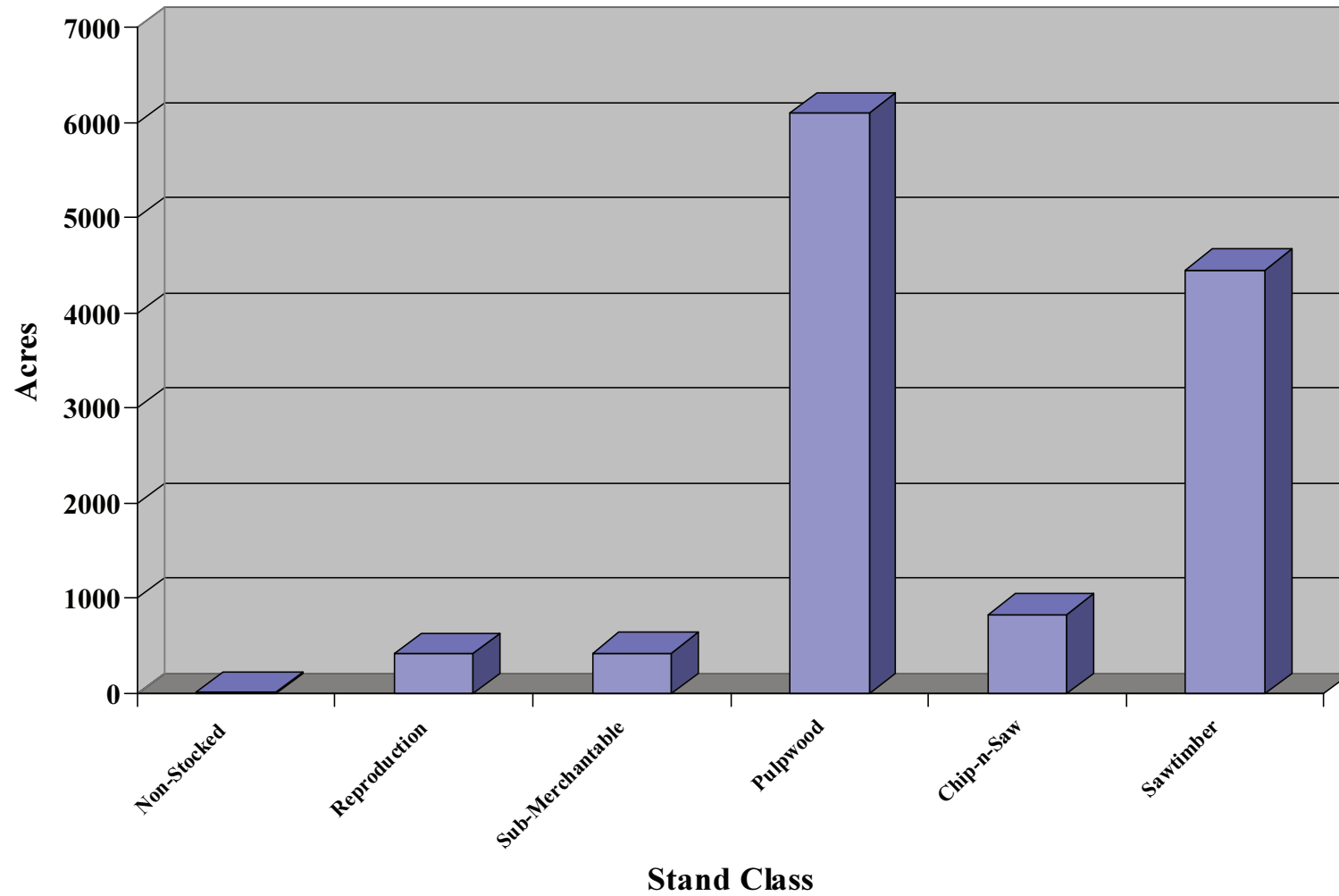
County: Greene
District: Southeast District

Client: Greene County BOE
STR:

Broad Cover Type:
Client Class: School Trust Land

Stand Age: Through

Forested Stands Graph



Filters Applied: County: Greene
District: Southeast District

Client: Greene County BOE
STR:

Broad Cover Type:
Client Class: School Trust Land

Stand Age: Through

Age Distribution Graph

